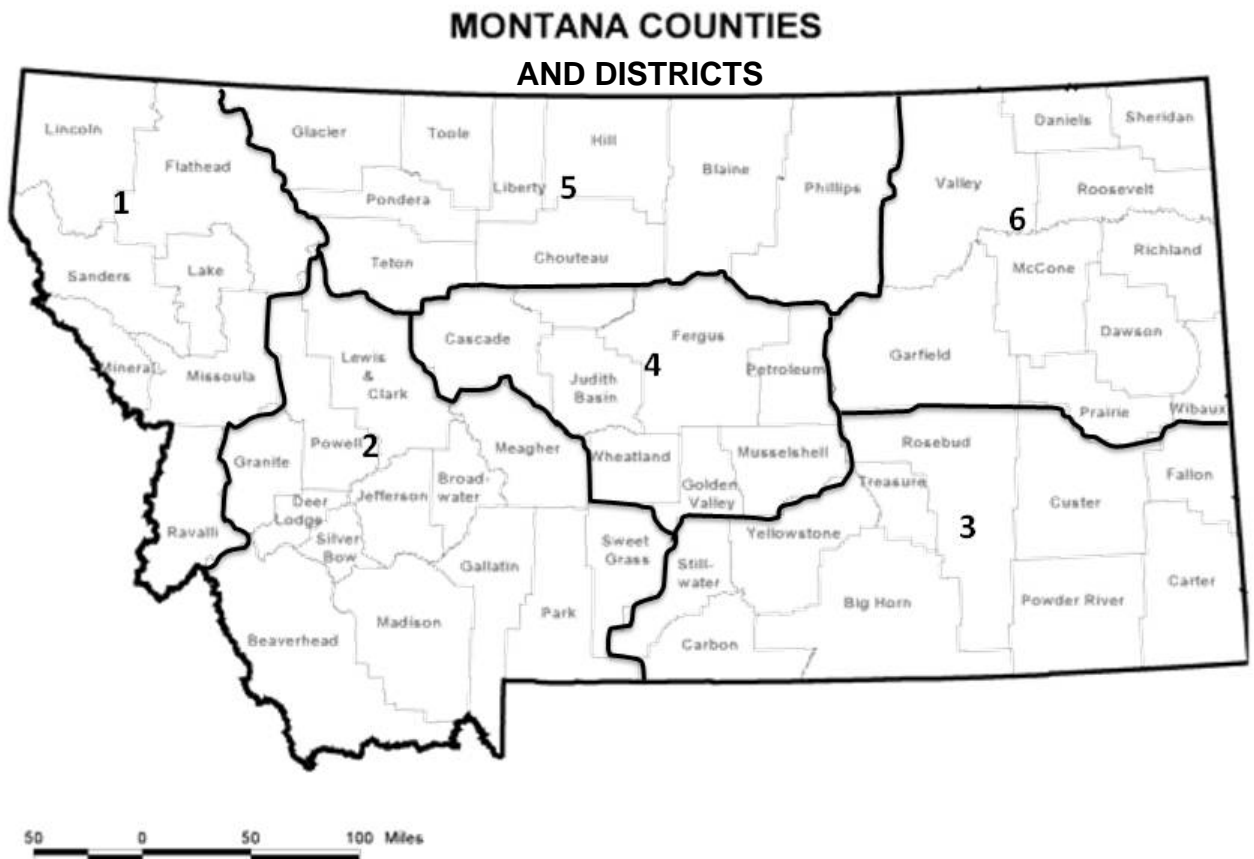


2012 WINTER WHEAT VARIETIES

Performance Evaluation and Recommendations

Recommendations are made for the districts shown on the map below



by the Montana State University
Agricultural Experiment Station

The information in this publication can also be found at a link on:

<http://plantsciences.montana.edu/crops>

Another variety selection tool is available at :

<http://www.sarc.montana.edu/php/varieties.html>

2012 Recommended Varieties: Hard Winter Wheat and Soft White Winter Wheat for Montana by District

Variety	Districts (see map on cover)					
	1 Northwest	2 Southwest	3 Southeast	4 Central	5 North Central	6 Northeast
Hard Red and Hard White Winter Wheat						
Bearpaw ++ ^{2/}			D	D	D	
Bynum (P) ^{2/} +				D	D	
Carter (P)+		D	D	D	D	D
CDC Falcon (P)+		DI	DI	DI	DI	DI
Decade +			D	D	D	D
Genou + ^{2/}			D	D	D	
Hyalite (HWW, P)+		D	D	D	D	
Jagalene (P)+	D	D	D	D	D	
Jerry						D
Judee ++ ^{2/}			D	D	D	
Ledger (P)+		D		D	D	
Norris (P)+		D	D	D		
Promontory ^{1/}	D	D	DI	D		
Pryor (P)+		D	D	D	D	D
Rampart ^{2/}			D	D	D	
WB-Quake (P)++	D	D	D	D	D	D
Yellowstone +	D	D	D	D	D	
Soft White Winter Wheat						
Eltan	D	D				
Hill 81	D	D				
Lewjain	D					
Malcolm	D	D				

HWW = Hard White Winter Wheat

D = Dryland

I = Irrigated

(P) = a Private Variety

+ = a "Protected" variety under the Plant Variety Protection Act

++ = PVP Title V pending

^{1/} = dwarf smut resistant

^{2/} = sawfly areas only

TABLE OF CONTENTS

	<u>Page</u>
Hard Red Winter and Soft White Winter Wheat Varieties Recommended by the Montana Agricultural Experiment Station	Inside Cover
Introduction.....	1
Variety Testing Procedures	1
Table 1. Summary of Agronomic Practices	2
Description of Data Collected	2
Statistical Analyses and Interpretation	3
2011 Test Conditions.....	3
Dwarf Smut (TCK)	4
What Recommendation by MAES Means	4
Producing Winter Wheat.....	5
Yield in Winter Wheat as Influenced by Percent Stand	6
Hard Red Winter Wheat Comparisons:	
Table 2. List of Varieties	7
Table 3. District 1 - Kalispell - Dryland (High Rainfall)	8
Table 4. District 2 - Bozeman - Dryland	9
Table 5. District 3 - Huntley - Dryland	10
Table 6. District 4 - Moccasin - Dryland	11
Table 7. District 5 - Conrad - Dryland.....	12
Table 8. District 5 - Havre - Dryland.....	13
Table 9. District 6 - Sidney - Dryland.....	14
Table 10. Williston, North Dakota - Dryland	15
Table 11. Yield in winter-kill environments.....	16
Table 12. Yield performance under sawfly pressure	17
Table 13. Precipitation and average monthly temperature for Crop Year	18
Table 14. Selected agronomic characters, cereal quality evaluations and disease reactions	19
Soft White Winter Wheat Comparisons:	
Table 15. List of Varieties	20
Table 16. District 2 - Bozeman - Dryland	21
Table 17. Selected agronomic characters and disease reactions.....	22
Additional Descriptive Information for Winter Wheat Varieties:	
Hard Winter Wheat	23
Soft White Winter Wheat	26
Plant Variety Protection	27
Acknowledgements	29

WINTER WHEAT VARIETY PERFORMANCE SUMMARY IN MONTANA

J. E. Berg, P. L. Bruckner, G.T. Bradbury, G. R. Carlson, A. Dyer, J. Eckhoff, K. D. Kephart, P. Lamb, J. H. Miller, G. Opeña, R.N. Stougaard, D.M. Wichman, W. Grey, D. Nash, and R. Larson

Introduction

The agronomic characteristics of winter wheat varieties recently developed or evaluated by the Montana Agricultural Experiment Station are compared in this publication with other varieties grown in the state. Varieties recommended for production in the respective districts of Montana are designated by an **R**. A brief description of each variety is given which may include a variety's particular advantages or disadvantages. The information was extracted from the Intrastate Winter Wheat Nursery and the Soft White Winter Wheat Nursery Reports. These reports are prepared by research personnel of the Montana Agricultural Experiment Station. Where available, up to four years of yield data are shown for the varieties. In some years data are not available because of hail, frost, or other unavoidable causes.

Variety Testing Procedures

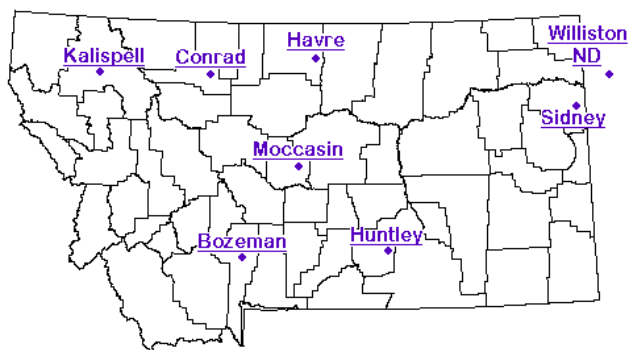


Fig. 1. Test Locations for Montana winter wheat performance tests in 2011.

Entries

Names of commercially available entries evaluated in 2011 are listed with their origins, experimental designation, release year, and pedigrees in Table 2 for the hard winter wheats and in Table 15 for the soft white wheats. Forty-nine hard wheats are included in this summary comprising 32 varieties (17 public and 15 private) and 17 experimental lines (16 public and 1 private). Numbered entries preceded by a state designation [e.g. MT0871 (Montana), MTS0808 (Montana)] are experimental lines provided by the breeder of the originating state. Private experimental lines [e.g. BZ9WM07-1516 (WestBred)] are submitted for testing on a fee basis. The soft white evaluation contains 14 varieties [11 public, 2 private, and one hard wheat check (Yellowstone).]

Experimental Design and Seeding Methods

The Intrastate Winter Wheat Test consisted of a 49 entry test with 3 replicates. It was planted in the form of 7x7 lattice at all. Plot size varied by location, from 35 ft² at Conrad to 60 ft² at Havre. Row number varies: Bozeman and Havre are 3-row, Conrad, Huntley, and Sidney are 4-row, Moccasin (5-row), Kalispell (7-row), and Williston (8-row) Row spacing at all locations was on 1 ft. centers, except at Williston and Kalispell (6" centers). All plots were seeded at 0.6 grams seeds/ft², which is roughly equivalent to 1 bushel per acre, except at Williston where the seeding rate was about 77 pounds per acre. Information on previous crop, planting date, fertilizer use and harvest date is available in Table 1.

A soft white winter wheat nursery was planted similar to the hard wheat test, except the test was planted in a randomized complete block design.

All seed for each nursery was treated with Dividend-XL seed treatment at recommended rates before planting.

Locations

Hard winter wheats were planted at 7 Montana and 1 North Dakota location (Fig. 1) including Conrad and Havre in the North Central district, Moccasin in the Central district, Huntley in the Southern district, Sidney and Williston, ND representing the Northeast district, Kalispell in the Northwest and Bozeman in the Southwest districts of the state. A separate test comparing soft white winter wheat varieties was planted at Bozeman.

Table 1. Summary of agronomic practices used on hard winter wheat performance trials in Montana in 2011. Fall nitrogen (N), phosphorus (P₂O₅) and potassium (K₂O) were preplant applied and incorporated.

Location	2010 Crop	2009 Crop	2010 Planting Date	Fertilizer				2011 Harvest Date
				N		P ₂ O ₅	K ₂ O	
				Fall	Spring			
----- Pounds per acre -----								
Kalispell	peas	barley	Sep 28	30	110	30	60	Aug 22
Bozeman	fallow	spring wheat	Oct 8	200	-	120	0	Aug 20
Huntley	chem. fallow	fallow	Sep 30	60	-	20	0	Aug 4
Moccasin	chem. fallow	barley	Sep 27	6	90	26	0	Aug 8
Conrad	fallow	barley	Sep 27	150	-	22	20	Aug 22
Havre	fallow	spring wheat	Sep 30	70	-	40	25	uneven
Sidney	fallow	safflower	Sep 30	40	-	0	0	Aug 11
Williston, ND	fallow	safflower	Sep 28	76	-	39	0	Jul 29

Description of Data Collected

Yield

All rows of each plot were trimmed and measured and harvested using an experimental plot combine. Grain yields are reported in bushels per acre based on a 60 pound standard bushel weight. In addition to yields obtained in 2011, data is provided for two (2010-2011), three (2009-2011) and four (2008-2011) year averages for both hard and soft wheat entries tested during previous cropping seasons.

Test Weight

Test weight (pounds per bushel) were obtained for each plot by using Dickey-John Grain Analysis Computer (GAC) at some locations. Other locations use a Seedburo test weight apparatus. In this case, a sample is dropped through a funnel at a given height into a quart brass bucket, excess grain is removed by a flat stick then weighed on a gram scale, and grams per quart are converted into pounds per bushels.

Heading Date

Heading date is taken when 50% of the heads in a plot were extended above the flag leaf collar. Heading dates are recorded both in ordinal date (number of days from January 1) and the actual calendar date.

Plant Height

Plant height was measured in inches from the soil surface to the top of the head, excluding the awns.

Grain Protein

Grain protein is sampled from a composite of all 3 replicated plots at each location. It is determined as a % by NIR (near infrared reflectance) on the Infratec whole grain analyzer. Samples are adjusted to a 12% moisture basis.

Winter Survival

Percent winter survival is estimated for each plot after initial spring green-up at locations where significant winter injury occurred. In 2011, Sidney had 55% winter survival noted on May 17th [range = 27 (Art) – 85% (McGill)].

Table 11 contains information on % winter survival and associated yield in winter-kill environments from 2004 to 2011. The data summarizes 13 tests in which significant winter-kill occurred (test average for winter survival was less than 90%). Eleven testing sites with winter-kill were in District 6 (Sidney and Williston) which is the most severe location for winter wheat survival of our testing locations.

Wheat Stem Sawfly

Wheat stem sawfly (WSS) is a persistent and economic problem for wheat growers in Montana. Currently, Montana wheat acreage infested by WSS is primarily in the north central (District 5), central (District 4) and south central (District 3) cropping districts. Host plant resistance in the form of stem solidness has been effective in reducing sawfly losses in both spring and winter wheat.

Solid-stemmed winter wheats, 'Vanguard' (dropped from testing in 2009) and 'Rampart' were released in 1995 and 1996, respectively. These 2 varieties were planted on 9% of the winter wheat acreage in the 2011 crop year (Rampart was the leading variety planted in the 2003 to 2006 crop years). Both these varieties have marginal winter hardiness. 'Genou', released in 2004, has been the leading variety the past four years. In 2011, Genou was planted on 30% of the winter wheat acreage. Genou has better winter hardiness and yield than Rampart or Vanguard.

Table 12 contains information on yield and % sawfly cutting at 15 testing locations where sawfly pressure was present during the years 2003-2011. The data is from Havre, North Havre (a site 25 miles north of Havre), Loma (15 miles northeast of Ft. Benton), and Turner (60 miles east-northeast of Havre). Solidness scores (rated on a 5-25 scale) are shown for solid and semi-solid varieties in Table 14.

Coleoptile Length

Coleoptile length evaluation was performed in Bozeman under controlled (growth chamber) conditions. Twenty-five seeds per variety were planted in wetted vermiculite. After 15 days the coleoptile (sheath covering the emerging shoot that helps penetration to the soil surface) was measured. This test was replicated 3 times for each variety. Results from previous years are reported in Table 14. Long coleoptiles are generally longer than 4 inches, medium from 2.7-4 in, and short are under 2.7 in. Care should be taken not to plant short coleoptile varieties too deep.

Other Agronomic Characters

Table 14 contains information on grain maturity, chaff color, relative winter survival and straw strength for the hard wheat varieties listed in this publication. Table 18 has information on maturity, winter survival and lodging for soft white winter wheats.

Cereal Quality

Milling and baking characteristics for varieties are presented in Table 14. They are rated for each variety on a 1-5 scale (5 = superior). A quantitative polyphenol oxidase (PPO) has been determined for varieties since the 2006 mill and bake evaluation. These varieties are reported in Table 14 as low to

high. A lower value is associated with better Asian noodle quality.

Disease Reactions

Disease reactions for hard red wheat varieties are listed in Table 14. There is information on dwarf smut, stripe rust, stem rust and leaf rust. Table 18, for soft white winter wheat, contains information on dwarf smut, snow mold, stem rust and stripe rust.

Statistical Analyses and Interpretation

The data collected at each winter wheat location was analyzed as a three-replication lattice or randomized complete block design. Least significant difference at the 0.05 probability level (LSD, $p = 0.05$) and coefficients of variation (CV) were calculated from analysis of variance at each location. The LSD is used to compare the performance of two specific varieties at a time. If the difference between two varieties exceeds the LSD this is interpreted as a true difference, because a difference between two varieties this large will only occur 5% of the time due to chance.

Tables 3 through 10 show 2011 data for hard winter wheat collected at all harvested experiment station sites. Grain was not harvested at Havre due to poor, uneven stands, though data for heading date, plant height, and sawfly cutting for 2011 are presented in Table 8. Table 17 contains 2011 Bozeman data for the soft white wheats. Where a variety has been in the test for two, three or four years, combined analyses of the yield data over years are presented.

Variety selection should be based on yield stability at a particular location over a period of years. Selection should also consider test weight, winter-hardiness, heading date, plant height, protein and disease resistance.

2011 Test Conditions

Statewide winter wheat yields were projected by the Montana Agricultural Statistics Service at 41 bu/a for 2011 compared to a record breaking 48 bu/a for the 2010 harvest year. The harvested acreage in 2011 was 2.19 million acres (total production = 89.7 million bu) compared 1.95 million

acres in 2010 (total production = 93.6 million bu). Rainfall for the 2010-2011 winter crop year was above average at all locations tested (Table 13). Last crop year's (2009-2010) rainfall was, also, above average at all testing locations. Test weight averaged 60.2 lb/bu across all locations. Bozeman (59.0), Sidney (58.8) and Kalispell (57.1) were below 60 lb/bu.

Winterkill at Sidney (57%) survival across varieties, reduced yields of susceptible varieties (Promontory, Robidoux, Rampart, Judee, Ledger, Genou, and Bynum). No winterkill was recorded at Williston.

Heading dates were late in 2011 for each location: ranging from 8 days (Sidney and Williston) to 15 days (Kalispell) later than long term averages.

Stripe rust at both Bozeman and Kalispell were factors in yield reduction for highly susceptible varieties (Carter, Decade, Jerry, Pryor, and Waho). There was some sawfly cutting recorded at the Havre Experiment Station averaging 6% of stems cut across varieties (range = 0 – 26%).

Protein content averaged 11.5% across all locations (location range = 9.1 – 12.8%) tested. Sidney, Moccasin, Huntley, and Conrad were below 12%. The range of genotype means across all locations was 10.7 (McGill) – 12.5 (Bynum) %.

Leading winter wheat varieties planted for 2011 were Genou (28.6%), Yellowstone (17.0%), CDC Falcon (8.1%), Rampart (5.5%), Ledger (5.2%), and AP503 CL2 (4.6%).

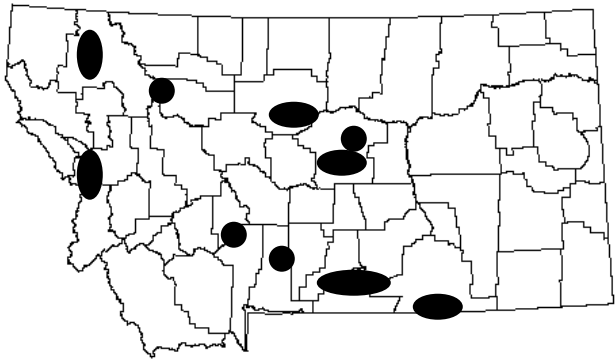


Fig. 2. Known areas of dwarf smut (TCK) infestations.

If you farm in the vicinity of one of the shaded areas in the map (Figure 2.), you would be well advised to observe closely your winter wheat crop and consider planting a resistant variety (Tables 14 and 18) or use 'Dividend' seed treatment, only.

What Recommendation by MAES Means

Classification of winter wheat varieties is determined on a yearly basis by the Montana Agricultural Experiment Station (MAES) Wheat Variety Release Committee. This 16 member committee is composed of one wheat breeder, one cereal or forage quality scientist, one plant pathologist, one entomologist, one weed scientist, one cropping systems specialist, six Research Center agronomists, one manager from both the Montana Foundation Seed program and the Montana Seed Growers Association, one Montana Wheat and Barley Committee member and one representative of the Montana Agricultural Experiment Station Advisory Board.

A variety is eligible for recommendation when a minimum of 16 location-years of performance data is obtained from the Montana State University statewide winter wheat performance trials. Test results indicate that the variety is equal to or superior in overall merit to specified check cultivars and has end-use quality equal to or exceeding currently recommended varieties. For varieties originating from private companies, recommendation is considered only at the request of the company when adequate data is available.

Recommendations of varieties are considered on a case by case basis. Yield performance of a variety is an important criteria, but also considered are test weight, grain protein content, winter survival, pest resistance and end-use quality data. In general,

Dwarf Smut (TCK)

Dwarf smut (TCK) can be controlled with 'Dividend' seed treatment (see page 5). Dwarf smut or dwarf bunt (*Tilletia controversa* Kuhn) is a fungal disease that occurs in areas where winter wheat is subjected to prolonged snow cover or unfrozen ground. The planting of dwarf smut resistant varieties (Promontory and Lewjain are currently recommended) as one practical means of control. The amount of wheat lost each year because of dwarf smut is small in relation to the state's total crop, but individual operators may experience severe losses in heavily infested, localized areas.

yield needs to be at least equal to currently recommended varieties in a particular district, unless the variety is being recommended for a specific purpose, e.g. winter hardiness, sawfly resistance. For example, Rampart, which is not competitive in the absence of wheat stem sawfly, is recommended in Districts 3, 4 and 5 for sawfly areas only. Only six varieties are recommended for the Northeast district due to severe winter conditions and a higher probability of stem rust in this region. Thus varieties recommended for District 6 must have higher winter survival and stem rust resistance.

If a serious defect in the variety is identified during performance testing, the variety will not be recommended. Examples of defects resulting in non-recommendation include: high probability of winter-kill, low grain protein, low baking quality, etc.

Lack of variety recommendation by MAES may occur due to a decision by the originating company not to test the variety in statewide performance trials. In this case the lack of recommendation is due to inadequate or no data rather than a specific varietal defect.

Montana produces primarily hard red winter and hard red spring wheats. Continuous improvement of the milling and/or baking quality of Montana grown winter wheat is one of many objectives of the Montana Agricultural Experiment Station breeding and cultivar development program. All varieties recommended by the Montana Agricultural Experiment Station have been evaluated and found to be acceptable for milling and baking performance by the Cereal Quality Laboratory at Montana State University.

The quality of Montana recommended varieties, if grown and marketed within their respective classes, is acceptable by domestic users. Montana's future as a hard red and hard white winter wheat producing state for both the domestic and export markets rests on the quality of the product.

Producing Winter Wheat

Plant **CERTIFIED CLASS SEED** of varieties **RECOMMENDED** by the Montana Agricultural Experiment Station.

Seed Treatment

Treat all winter wheat seed with a recommended fungicide to reduce losses caused by cereal smut or other seed-borne diseases. Several non-mercurial compounds are registered for grain seed treatment.

Dwarf smut (bunt) can be controlled with difenoconazole. Dividend® contains this compound and is available in Montana. If you farm in a dwarf smut area contact your seed dealer or chemical representative for more information about this seed treatment. See page 4 for known areas of dwarf smut infestations.

Diseases are best controlled when all seeds are coated with a seed treatment. Do not over-treat-- Follow recommendation of manufacturer of product as to rate.

Truck-mounted seed treaters, which apply the fungicide as the seed is augered into the drill box, do a good job of treating if operated according to manufacturer's specifications.

Drill box treatments are not effective for general use.

When using any pesticide materials, read the information on the label as to rate of application, specific uses, methods of handling, precautions, etc.

Seeding Rate and Date

The following rates and dates for seeding are general (Figure 3). The heavier seeding rate, where indicated, is applicable to plump seed of high test weight (above 60 lbs/bu) or for seed having a kernel size larger than normal for most other varieties. The lighter rates are for the smaller seeded varieties or when test weight is below normal for larger seeded varieties. Seeding rates may be lower if adequate nitrogen and phosphorus amounts are applied at planting.

Winter wheat seed lots may vary in the number of seeds per pound depending on the ratio of large-to-small seeds in a seed lot. The average is approximately 15,000 seeds per pound. A precise count of the number of seeds per pound should be made on your seed lot to help calibrate your drill. You can also calculate how many pounds of seed you will need to plant an acre.

Figure 3. Seeding rate and date for winter wheat

Districts	Dryland	Irrigated	Date of Seeding
5,6	30-60	60-75	Sept. 1-15
1,2,3,4	30-60 (10-20 seeds/sq. ft.)	60-75 (20-25 seeds/sq. ft.)	Sept. 10-25

As to seeding date -- DO NOT SEED TOO EARLY in areas where root rot diseases are prevalent. In areas where *Cephalosporium* stripe, wheat streak mosaic virus or other root rot diseases have caused losses, delay seeding until the soil temperature in the seed zone will stay below 55°F except for brief periods during the day. In the southern half of Montana, this is usually September 10 to 20. In Districts 5 and 6, seed between September 1 and 15. Cooler soil temperatures slow root development and reduce the probability of winter root injury and invasion by soil-borne organisms. To reduce the incidence of root and foot rots, plant winter wheat on land previously seeded to other crops such as barley, oats or spring wheat. Extreme seeding delay, however, reduces seedling vigor and increases chances of winter-kill.

Seeding Depth

Set the drill to place the seed 1 to 2 inches below the soil surface. Deeper seeding reduces tillering and lowers crop yields. With the furrow drills, wind-driven soil particles settle in the furrows covering the seed deeper than desired.

Yield in Winter Wheat as Influenced by Percent Stand

During periods of winter injury farmers are frequently faced with a decision as to whether or not a field should be torn up and re-seeded. A 40 to 50 percent winter wheat stand, if general over field, may produce as much as re-seeded spring wheat. Thinner stands will likely demand more attention for weed control.

The guidelines for evaluating winter wheat stands are to determine the average number of healthy plants per square yard. We suggest making a

square frame out of 3/8 inch rod. Walk the field in a zigzag pattern counting at ten random locations.

Fields that have 80 or more plants per square yard will probably produce more than if replanted to spring wheat (information taken from 1995 Master's Thesis, "Critical Overwintering Plant Population for Successful Winter Wheat Production in Montana" by Doug Holen).

Table 2. List of public and private hard winter wheat varieties.

Variety	Experimental Designation	Origin	Release Year	Pedigree
Public Varieties				
Accipiter	DH00-18-196	Saskatchewan	2008	CDC Raptor/CDC Falcon
Bearpaw	MTS0721	Montana	2011	selection from a composite of 5 crosses: 99X96, DMS/Rampart//Pronghorn/3/2/Rampart; 99X97, DMS/Rampart//Pronghorn/3/Rampart/4/(MTW9806, Redwin/Rio Blanco/NuWest) ; 99X98, DMS/Rampart//Pronghorn/3/Rampart/4/NuPlains; 99X99, DMS/Rampart//Pronghorn/3/Rampart/4/(MT9513, NuWest/5/(TAM W-103/Froid/4/Yogo//Turkey Red/3/Centurk, MT8030)); and 99X100, DMS/Rampart//Pronghorn/3/Rampart/6/(MT98113, Judith/5/ (MT8764, Crest/(VT1230, French male sterile line)/4/((PI178383/ Cheyenne//3*Tendoy, ID5011)/3/(ID5006, Norin 10/Staring// 2*Cheyenne), ID745101))
Broadview	LE1911	Alberta	2009	KS92WGRC15/CDC Kestrel//CDC Falcon
Curlew	UT9325-55	Utah	2009	Golden Spike sib/3/Manning/R-82-1859/Weston
Decade	MT0552	Montana; North Dakota	2010	selection from composite of 3 crosses:(Sumner sib, KS831936-3, (Plainsman V/Odesskaya 51)//(NE86501, Colt/Cody), N95L159, Wesley sib)/3/ CDC Clair, N95L159//MT9602, NuWest/Tiber) and N95L159/4/(MT9609, Froid/SD1287// Redwin/3/NuWest)
Genou	MTS0031	Montana	2004	(Lew/Tiber//Redwin, MTS92015)/3/Vanguard/ Norstar
Jerry	ND9257	North Dakota	2001	Roughrider/(ND7571, Winoka/NB66425)/3/ Arapahoe
Judee	MTS0713	Montana	2011	(Vanguard/Norstar//Judith dwf, 93X312E14)/3/ NuHorizon
McGill	NE01481	Nebraska	2010	((Vona//Chisholm/Plainsman V, OK83201)/3/ Redland, NE92458)/4/Ike
Overland	NE01643	Nebraska, South Dakota	2007	(Millenium sib, NE94482)//(ND8974, Seward/ Archer)
Peregrine	DH99-37-100	Saskatchewan	2008	McClintock/S86-808
Promontory	UT1567-51	Utah	1990	Manning/Bezostaya-1
Rampart	MTS92042	Montana	1996	Lew/Tiber//Redwin
Robidoux	NI04421	Nebraska	2010	(Odesskaya polukarlikovaya/Cody//Pavon/ 3*Scout 66, NE96644)/3/Wahoo sib
Settler CL	NH03614	Nebraska, South Dakota, Wyoming	2008	(Wesley sib, N95L159)/3/Millenium sib//((Above sib, TXGH125888-120*4/FS2) [CLEARFIELD])
Wahoo	NE94654	Nebraska, Wyoming	2000	Arapahoe*2/Abilene
Yellowstone	MT00159	Montana	2005	F2 composite of Promontory/Judith and Judith-dwarf/Promontory

Private Varieties

AP503 CL2	CL03040-5-2	AgriPro	2007	iW98-362A1 (AIs3-653)/AP502 CL (AIs1-653) [CLEARFIELD] (Note: W98-362 = Jagalene)
Art	98x0338-13	AgriPro, Sygenta	2007	Jagger/4/(W94-244-132, (TAM 200/ Mesa sib, W189-088)/3/(W188-052, (C78-244/Archer, 82F2042#2)// Mesa sib)
Boomer	CA9W07-819	WestBred LLC (Monsanto)	2009	CDC Falcon/Jerry
Bynum (CL)	MTCL0318	WestBred LLC, Montana	2005	Rampart/FS2//CDC Kestrel, FS2 = mutagenized Fidel
Carter	BZ9W02-2060	WestBred LLC	2006	Jagger/Rampart
CDC Falcon	S94-4	Western Plant Breeders/Sask- atchewan	1999	Norstar*2/Vona//Abilene
Hyalite (CL, HWW)	MTCL0306	WestBred LLC, Montana	2005	composite of crosses consisting of 98X78 ((Norwin//Froid/SD1287/3/NuWest, MTW9727)/4/FS2/5/NuWest), 98X88 (Redwin/Rio Blanco//NuWest, MTW9722) /3/NuWest//((TX12588-120, TAM 110 sib)*4/FS2), 98X93 (NuSky//TAM 110*4/FS2/3/(N95S004, KS87809-10/Arapahoe)
Jagalene	W98-362	AgriPro Seeds	2002	Jagger/Abilene
Ledger	BZ9W96-788- d	WestBred LLC	2004	(Hatten/SS-14, BZ9W92-709)/3/(MTSF1142, Lew/Tiber//Redwin)
Norris (CL)	MTCL0316 (IMI)	WestBred LLC, Montana	2005	Big Sky//((TXGH 12588-26, TAM-110 sib)*4/FS2)
Pryor	BZ9W96-919	WestBred LLC	2002	Hatten/Abilene
Radiant	W337	Alberta, Meridian Seeds	2002	Norstar*6/Cmc1//Norwin/UT125512, WSMV resistant
SY Wolf	BC01007-7	AgriPro, Sygenta	2010	W99-331/97x0906-8
WB-Matlock	CA9W07-817	WestBred LLC (Monsanto)	2010	CDC Falcon/Jerry
WB-Quake	BZ9W05-2043	WestBred LLC (Monsanto)	2011	Rampart/Kestrel

Table 3. HARD WINTER : District 1-- Kalispell - Dryland (High Rainfall)

Cultivar/Line	Grain Yield (bushels/acre)				2011 Data					
	2011	2010-11	2009-11	2008-11	Test weight lb/bu	Heading Date		Plant height in	Stripe rust %	Protein %
						Ordinal	Calendar			
		2 yr	3 yr	4 yr		from Jan1				
Accipiter ++	51.9	95.0	93.7	105.9*	61.3	180.3	29-Jun	33.7	78	10.8
AP 503 CL2 (P, CL)+	99.0	121.7*	108.1*	110.2*	62.1	172.7	22-Jun	33.1	25	13.2
Art (P)+	61.9	103.9*			53.8	169.7	19-Jun	35.8	70	13.3
Bearpaw ++	36.7	94.0	88.4		50.9	173.8	23-Jun	36.0	90	13.9
Boomer (P)+	56.4	92.3			56.2	178.3	27-Jun	35.6	73	11.7
Broadview	25.4	79.0			58.4	179.2	28-Jun	31.4	86	12.3
Bynum (P, CL)+	78.2	107.6*	95.4*	100.3	62.5	173.0	22-Jun	40.7	53	13.1
BZ9WM07-1516 (P)	21.7				49.2	169.3	18-Jun	32.4	99	14.1
Carter (P)+	18.9	77.2	79.1	91.0	57.2	178.4	27-Jun	28.3	98	14.3
CDC Falcon (P)+	52.4	96.0	94.3	105.4*	59.8	173.0	22-Jun	33.2	80	11.5
Curlew ^{1/}	113.0*	135.7*	124.2**		61.3	176.8	26-Jun	40.8	21	13.1
Decade +	16.4	72.1	77.3	92.6	47.3	175.2	24-Jun	32.3	92	14.5
Genou +	26.1	82.8	81.7	93.1	56.8	178.2	27-Jun	35.9	83	13.2
Hyalite (P, CL, HWW)+	66.7	105.0*	98.8*	107.8*	56.8	173.1	22-Jun	39.1	63	12.5
R Jagalene (P)+	68.7	111.1*	106.2*	116.1*	59.9	173.0	22-Jun	34.0	55	12.0
Jerry	28.2	72.5	76.8	84.1	52.7	179.4	28-Jun	37.5	83	12.0
Judee ++	105.2	126.5*	112.4*	120.8*	61.0	174.8	24-Jun	36.8	32	12.2
Ledger (P)+	47.3	93.6	91.7	103.5	57.2	173.9	23-Jun	34.1	83	11.6
McGill ++	55.4				52.2	171.1	20-Jun	33.5	88	12.2
MT08146	109.9				57.6	176.8	26-Jun	36.9	31	12.1
MT08172	121.8*				59.8	177.1	26-Jun	40.2	33	12.0
MT08189	105.7				59.4	179.0	28-Jun	39.2	39	11.4
MT0866	29.6	83.1			54.9	178.4	27-Jun	35.0	82	14.1
MT0871	92.2	127.3*			57.9	177.2	36/26	37.4	57	12.4
MT0954	13.8				52.3	180.3	29-Jun	34.3	87	14.0
MT0978	101.7				57.2	177.8	27-Jun	37.0	58	12.6
MT0990	108.6				59.7	178.8	28-Jun	35.0	53	11.1
MTCL1003	41.5				53.8	177.8	27-Jun	36.2	68	12.8
MTCL1067	92.2				58.4	176.5	26-Jun	40.0	48	12.1
MTCL1068	73.2				56.8	174.9	24-Jun	38.5	60	11.7
MTS0808	114.1*	133.6*			61.3	175.8	25-Jun	38.5	25	13.2
MTS0819	77.7	116.4*			54.9	178.3	27-Jun	34.8	52	12.9
MTS0826	69.6	107.5*			58.9	182.3	1-Jul	35.7	50	14.1
MTS0832	13.2	71.3			55.0	179.9	29-Jun	35.6	95	14.7
MTW08168	118.2*				57.8	179.8	29-Jun	43.6	24	11.7
Norris (P, CL)+	42.0	90.0	89.1	97.6	53.1	173.6	23-Jun	37.0	90	12.9
Overland +	34.4	89.2	88.2		53.1	174.6	24-Jun	35.4	93	12.5
Peregrine ++	79.5	117.3*	108.9*	113.3*	62.7	178.4	27-Jun	42.4	65	12.2
R Promontory ^{1/}	125.8**	140.8**	121.2*	126.5*	62.7	172.8	22-Jun	37.9	11**	11.1
Pryor (P)+	56.0	84.6	86.8	100.9	61.0	180.5	30-Jun	31.0	73	12.4
Radiant (P)	98.3	122.5*	108.1*		56.7	180.7	30-Jun	40.8	20	11.7
Rampart	67.5	101.4	93.3	95.6	62.4	175.5	25-Jun	38.9	78	13.1
Robidoux ++	69.1	109.7*	102.3*		56.6	171.2	20-Jun	35.1	75	11.7
Settler CL (CL)+	30.8	89.5	88.5		52.6	173.4	22-Jun	33.9	85	12.8
SY Wolf (P)++	80.5				60.4	173.4	22-Jun	35.9	48	12.8
Wahoo +	13.2	74.2	78.5	92.0	46.2	174.4	23-Jun	31.4	98	14.8
WB-Matlock (P)+	31.7	80.4			57.6	179.0	28-Jun	34.1	80	13.4
R WB-Quake (P)++	98.3	130.1*			60.7	179.0	28-Jun	38.3	28	12.5
R Yellowstone +	109.1	135.7*	123.6*	128.0**	60.1	177.2	26-Jun	38.3	45	11.1
Average	66.3	101.9	96.7	104.4	57.1	176.3	25-Jun	36.2	63.4	12.6
LSD (0.05)	13.6	37.3	29.8	24.0		1.9		3.4	6.3	
C.V.	12.0	18.0	18.8	16.2		0.6		5.6	13.3	

** = indicates highest yielding variety within a column CL = CLEARFIELD wheat tolerant to imidazolinone (IMI) herbicides

* = indicates varieties yielding equal to highest yielding variety within a column based on Fisher's protected LSD (p=0.05)

R = Recommended Variety; (P) = Private Variety; + = Protected Variety; ++ = PVP Pending

^{1/} = Dwarf Smut Resistant; (HWW) = Hard White Winter Wheat

Table 4. HARD WINTER : District 2-- Bozeman - Dryland (Moderate Rainfall)

*** No harvest in 2008 and 2010 due to severe hail ***								
Cultivar/Line	Grain Yield (bushels/acre)		2011 Data					
	2011	2009/11	Test weight lb/bu	Heading Date		Plant height in	Stripe rust %	Protein %
				Ordinal	Calendar			
		2 yr		from Jan1				
Accipiter ++	60.3	75.6	58.9	183.2	2-Jul	32.9	53	12.2
AP 503 CL2 (P, CL)+	60.7	75.1	58.6	181.1	30-Jun	33.6	10*	13.7
Art (P)+	72.2		59.3	178.2	27-Jun	33.7	15*	13.6
Bearpaw ++	63.2	78.3	59.7	181.6	1-Jul	33.9	54	12.7
Boomer (P)+	52.4		55.9	181.8	1-Jul	35.8	69	12.4
Broadview	56.1		56.9	181.4	30-Jun	32.7	50	12.6
Bynum (P, CL)+	68.4	74.1	62.1*	182.0	1-Jul	38.3	9*	13.2
BZ9WM07-1516 (P)	45.5		57.5	178.9	28-Jun	30.0	57	13.9
R Carter (P)+	36.9	71.6	57.3	181.3	30-Jun	30.2	80	13.6
R CDC Falcon (P)+	55.1	71.3	57.0	181.3	30-Jun	32.1	37	12.6
Curlew ^{1/}	87.0*	95.4	59.0	183.0	2-Jul	37.3	3*	13.6
Decade +	59.6	77.9	57.6	180.7	30-Jun	33.3	52	12.7
Genou +	47.9	72.3	59.5	182.7	2-Jul	37.9	43	13.4
R Hyalite (P, CL, HWW)+	66.2	76.3	59.2	181.1	30-Jun	38.3	27	13.2
R Jagalene (P)+	68.5	78.7	60.3	180.8	30-Jun	33.0	17*	12.6
Jerry	66.8	79.7	58.5	182.7	2-Jul	38.9	55	12.3
Judee ++	89.1*	96.5	60.0	181.3	30-Jun	35.5	4*	14.0
R Ledger (P)+	47.5	69.2	58.9	181.4	30-Jun	34.3	48	12.4
McGill ++	53.7		57.4	180.5	1-Jul	35.8	65	12.1
MT08146	81.5		57.2	182.8	2-Jul	33.7	11*	13.2
MT08172	96.1*		59.6	183.1	2-Jul	34.6	4*	13.3
MT08189	84.1		59.7	183.7	3-Jul	36.2	9*	12.8
MT0866	61.7		61.3	182.9	2-Jul	37.5	36	12.5
MT0871	63.1		58.4	183.6	3-Jul	33.4	21	13.5
MT0954	50.7		58.0	182.4	1-Jul	35.4	70	11.7
MT0978	87.7*		59.9	183.4	2-Jul	33.6	7*	13.0
MT0990	88.4*		59.3	183.6	3-Jul	35.7	11*	12.5
MTCL1003	41.8		58.2	183.0	2-Jul	35.9	20	13.7
MTCL1067	86.8*		58.8	182.3	1-Jul	38.0	6*	13.0
MTCL1068	63.9		57.1	182.4	1-Jul	35.5	14*	12.5
MTS0808	88.7*		60.1	182.3	1-Jul	33.9	1**	13.8
MTS0819	73.2		58.2	182.2	1-Jul	31.9	7*	13.5
MTS0826	72.0		61.2	185.4	4-Jul	37.2	41	13.1
MTS0832	34.7		56.2	184.6	4-Jul	36.6	83	12.5
MTW08168	86.2		59.4	186.2	5-Jul	38.1	4*	12.7
R Norris (P, CL)+	59.2	76.2	60.3	181.3	30-Jun	38.3	44	12.1
Overland +	65.0	75.3	59.7	180.7	30-Jun	35.3	56	10.7
Peregrine ++	86.4*	87.5	61.5*	183.7	3-Jul	42.8	5*	12.5
R Promontory ^{1/}	100.4**	102.8	62.4**	181.4	30-Jun	35.7	3*	12.4
R Pryor (P)+	44.2	73.2	56.5	184.0	3-Jul	29.3	83	13.2
Radiant (P)	83.3	86.2	60.0	183.3	2-Jul	35.3	13*	12.9
Rampart	74.7	82.1	60.9	182.1	1-Jul	39.4	16*	13.6
Robidoux ++	83.7	90.9	60.5	179.7	29-Jun	36.8	45	12.4
Settler CL (CL)+	69.4	82.9	59.4	179.0	28-Jun	33.3	44	12.2
SY Wolf (P)++	65.2		59.6	181.9	1-Jul	35.1	19*	12.7
Wahoo +	36.3	70.4	55.5	180.3	29-Jun	33.2	67	12.2
WB-Matlock (P)+	55.4		59.9	182.3	1-Jul	35.8	74	12.5
R WB-Quake (P)++	83.1		60.1	182.8	2-Jul	36.0	10*	12.9
R Yellowstone +	91.4*	104.1	58.7	183.5	3-Jul	37.0	5*	13.0
Average	67.7	80.9	59.0	182.1	1-Jul	35.3	32.1	12.8
LSD (0.05)	15.1	ns	1.1	1.1		2.5	17.3	
C.V.	13.4	15.8	1.1	0.4		4.2	31	

** = indicates highest yielding variety within a column CL = CLEARFIELD wheat tolerant to imidazolinone (IMI) herbicides

* = indicates varieties yielding equal to highest yielding variety within a column based on Fisher's protected LSD (p=0.05)

R = Recommended Variety; (P) = Private Variety; + = Protected Variety; ++ = PVP Pending

^{1/} = Dwarf Smut Resistant; (HWW) = Hard White Winter Wheat

Table 5. HARD WINTER : District 3-- Huntley - Dryland

Cultivar/Line	Grain Yield (bushels/acre)				2011 Data					
					Test	Heading Date		Plant	Lodg-	Protein
	2011	2010-11	2009-11	2008-11	weight	Ordinal	Calendar	height	ing	%
		2 yr	3 yr	4 yr	lb/bu	from Jan1		in	%	%
Accipiter ++	74.3	76.3	82.0*	83.0*	61.7	173.0	22-Jun	40.4	2	11.8
AP 503 CL2 (P, CL)+	59.9	73.4	77.8	74.5	62.3*	168.3	17-Jun	37.9	12	11.5
Art (P)+	89.1*	87.4			62.6*	166.0	15-Jun	37.7	0	11.4
R Bearpaw ++	74.9	82.1	82.2*		61.2	171.3	20-Jun	36.8	6	12.3
Boomer (P)+	72.2	72.0			58.4	171.0	20-Jun	39.1	1	12.2
Broadview	71.6	74.7			59.9	171.0	20-Jun	38.9	2	11.8
Bynum (P, CL)+	73.0	81.1	75.4	71.4	62.1	168.7	18-Jun	42.9	18	13.1
BZ9WM07-1516 (P)	69.5				59.0	165.0	14-Jun	34.5	0	12.2
R Carter (P)+	68.6	70.6	73.5	73.7	61.3	168.3	17-Jun	37.3	13	11.9
R CDC Falcon (P)+	67.6	76.1	83.6*	83.4*	60.7	169.7	19-Jun	34.6	1	12.0
Curlew ^{1/}	76.8	87.0	88.1*		60.8	170.0	19-Jun	41.8	12	12.4
R Decade +	70.0	81.1	83.2*	84.2*	60.4	168.3	17-Jun	40.0	5	12.0
R Genou +	74.0	74.9	71.7	73.0	62.1	171.0	20-Jun	43.6	29	12.3
R Hyalite (P, CL, HWW)+	74.9	85.9	90.4*	85.1*	62.6*	168.3	17-Jun	40.2	6	11.8
R Jagalene (P)+	64.8	74.6	85.3*	86.6*	60.7	167.7	17-Jun	40.2	6	11.1
Jerry	62.6	69.4	72.5	75.3	61.2	171.3	20-Jun	45.2	8	12.2
R Judee ++	73.8	80.6	82.2*	83.1*	61.2	170.0	19-Jun	39.3	7	11.6
Ledger (P)+	72.2	82.9	83.2*	81.3*	61.0	170.0	19-Jun	39.0	2	11.7
McGill ++	88.2*				60.9	167.0	16-Jun	45.1	4	11.0
MT08146	75.9				59.8	172.3	21-Jun	40.7	2	11.5
MT08172	78.1				60.7	172.0	21-Jun	39.3	0	12.2
MT08189	74.9				61.1	172.0	21-Jun	41.4	0	12.4
MT0866	75.4	79.2			63.5**	171.3	20-Jun	43.0	2	11.8
MT0871	87.6*	86.5			60.8	172.0	21-Jun	40.7	1	12.1
MT0954	76.9				60.6	171.0	20-Jun	41.9	21	11.7
MT0978	82.8				61.2	173.0	22-Jun	38.6	1	12.0
MT0990	73.5				60.6	172.0	21-Jun	39.4	0	12.1
MTCL1003	62.2				60.6	171.3	20-Jun	41.9	4	12.3
MTCL1067	75.4				60.3	169.3	18-Jun	43.3	1	12.1
MTCL1068	82.2				59.6	170.0	19-Jun	40.9	7	11.9
MTS0808	79.8	79.9			60.7	171.7	21-Jun	38.5	1	12.4
MTS0819	84.1*	85.6			61.1	171.7	21-Jun	36.0	1	11.1
MTS0826	78.7	81.7			62.2	175.0	24-Jun	42.6	26	13.0
MTS0832	76.7	78.0			60.7	173.3	22-Jun	44.5	1	11.9
MTW08168	83.2				61.9	174.3	23-Jun	42.6	2	11.9
R Norris (P, CL)+	74.4	83.5	88.4*	87.6*	62.0	167.7	17-Jun	44.8	0	12.2
Overland +	92.3**	91.4	92.5*		62.4*	168.0	17-Jun	40.6	18	11.3
Peregrine ++	72.8	74.7	78.0	79.1	62.4*	170.0	19-Jun	47.7	10	11.9
R Promontory ^{1/}	76.7	80.3	82.9*	79.2	62.0	169.0	18-Jun	42.0	7	11.2
R Pryor (P)+	72.0	75.3	83.0*	83.4*	59.0	172.0	21-Jun	36.2	0	11.4
Radiant (P)	71.4	75.0	79.3		62.0	172.7	22-Jun	40.8	3	12.3
R Rampart	73.7	72.2	73.8	71.2	61.8	170.7	20-Jun	45.3	19	13.0
Robidoux ++	75.4	82.0	89.7*		60.4	167.3	16-Jun	38.7	9	12.1
Settler CL (CL)+	83.8*	93.2	92.7**		61.1	167.3	16-Jun	36.4	2	11.3
SY Wolf (P)++	80.3				61.8	168.3	17-Jun	37.5	0	11.6
Wahoo +	77.0	86.6	88.5*	90.7**	56.2	167.3	16-Jun	39.7	14	11.6
WB-Matlock (P)+	73.6	78.1			61.7	172.0	21-Jun	42.1	6	12.5
R WB-Quake (P)++	80.1	76.7			60.7	172.7	22-Jun	38.1	0	11.7
R Yellowstone +	80.3	84.5	91.8*	89.5*	60.5	171.7	21-Jun	40.5	3	12.0
Average	75.7	79.8	82.9	80.8	61.0	170.3	19-Jun	40.4	6.0	11.9
LSD (0.05)	9.6	15.5	13.2	11.1	1.5	1.3		2.7	16.0	
C.V.	6.5	8.7	9.5	9.1	1.4	0.5		4.0	155.5	

** = indicates highest yielding variety within a column

CL = CLEARFIELD wheat tolerant to imidazolinone (IMI) herbicides

* = indicates varieties yielding equal to highest yielding variety within a column based on Fisher's protected LSD (p=0.05)

R = Recommended Variety; (P) = Private Variety; + = Protected Variety; ++ = PVP Pending

^{1/} = Dwarf Smut Resistant; (HWW) = Hard White Winter Wheat

Table 6. HARD WINTER : District 4-- Moccasin - Dryland

Cultivar/Line	Grain Yield (bushels/acre)				2011 Data				
	2011	2010-11	2009-11	2008-11	Test weight	Heading Date		Plant height	Protein %
						Ordinal	Calendar		
		2 yr	3 yr	4 yr	lb/bu	from Jan1		in	%
Accipiter ++	51.2*	51.8	49.6	48.6	62.6	182.9	2-Jul	32.9	8.7
AP 503 CL2 (P, CL)+	36.5	45.1	44.4	43.2	64.4*	178.8	28-Jun	29.9	8.7
Art (P)+	46.4	57.1*			63.8	175.9	25-Jun	31.9	9.1
R Bearpaw ++	43.5	50.8	47.8		62.8	180.3	29-Jun	31.9	8.8
Boomer (P)+	45.3	49.5			61.2	180.6	30-Jun	31.2	9.1
Broadview	46.9	53.9*			62.8	180.0	29-Jun	32.1	8.8
Bynum (P, CL)+	34.8	39.8	38.5	37.6	62.9	178.0	27-Jun	36.1	10.1
BZ9WM07-1516 (P)	43.7				62.3	177.3	26-Jun	30.0	9.5
R Carter (P)+	44.0	53.3*	50.2	47.8	62.7	179.6	29-Jun	30.8	9.3
R CDC Falcon (P)+	46.3	52.3	49.9	49.7	62.8	180.9	30-Jun	31.5	9.5
Curlew ^{1/}	41.2	48.8	47.2		63.9	181.7	1-Jul	31.6	8.6
R Decade +	42.9	51.8	50.0	49.6	63.4	179.9	29-Jun	31.7	9.3
R Genou +	39.9	47.9	46.0	45.0	62.4	180.1	29-Jun	35.6	8.7
R Hyalite (P, CL, HWW)+	41.7	50.6	48.5	48.2	63.0	179.4	28-Jun	33.5	8.8
R Jagalene (P)+	40.0	51.6	48.5	48.1	62.7	180.1	29-Jun	31.3	8.3
Jerry	47.4	54.3*	51.0	51.3	62.1	181.1	29-Jun	36.0	9.4
R Judee ++	43.6	48.8	45.3	44.3	63.7	180.6	30-Jun	31.7	8.9
R Ledger (P)+	43.3	47.4	45.2	45.5	62.5	180.0	29-Jun	31.6	8.6
McGill ++	49.5*				62.8	178.6	28-Jun	34.1	8.6
MT08146	49.1*				61.4	181.4	30-Jun	31.8	8.8
MT08172	53.4*				62.6	181.8	1-Jul	34.1	9.3
MT08189	50.0*				62.6	181.9	1-Jul	33.0	9.5
MT0866	48.3	54.1*			64.5*	180.3	29-Jun	34.5	8.8
MT0871	48.1	54.7*			61.9	181.6	1-Jul	33.3	9.4
MT0954	46.5				63.7	181.6	1-Jul	33.5	9.0
MT0978	51.7*				62.6	182.2	1-Jul	32.2	9.5
MT0990	53.9*				62.0	181.8	1-Jul	33.0	9.6
MTCL1003	31.4				60.1	182.8	2-Jul	31.5	10.1
MTCL1067	52.3*				62.0	181.0	30-Jun	33.4	9.2
MTCL1068	51.7*				61.5	180.3	29-Jun	33.3	8.7
MTS0808	47.2	52.9			62.5	181.2	30-Jun	33.0	9.5
MTS0819	48.3	54.3*			63.0	181.2	30-Jun	30.8	8.7
MTS0826	36.5	40.2			63.2	183.7	3-Jul	33.3	9.7
MTS0832	47.2	50.0			62.0	181.9	1-Jul	34.4	8.6
MTW08168	50.7*				62.2	183.3	2-Jul	34.5	9.0
R Norris (P, CL)+	41.6	49.0	47.3	47.3	63.1	179.3	28-Jun	35.3	8.6
Overland +	53.6*	60.7*	54.6*		63.0	178.9	28-Jun	34.5	9.1
Peregrine ++	41.5	45.7	44.1	43.2	62.5	180.7	30-Jun	36.7	8.7
R Promontory ^{1/}	44.6	52.1	50.0	49.7	64.8**	181.0	30-Jun	33.4	8.6
R Pryor (P)+	45.5	54.0*	51.8	52.3	62.2	181.3	30-Jun	29.5	8.7
Radiant (P)	41.0	40.3	39.0		63.2	182.1	1-Jul	32.6	9.5
R Rampart	37.5	43.1	42.1	41.1	62.6	180.1	29-Jun	36.0	10.1
Robidoux ++	55.8**	59.7*	55.9*		63.2	178.4	27-Jun	34.1	8.5
Settler CL (CL)+	53.4*	57.4*	51.8		62.4	179.7	29-Jun	32.2	9.3
SY Wolf (P)++	46.3				62.8	179.9	29-Jun	31.5	8.4
Wahoo +	47.9	52.8	49.7	48.2	60.7	178.0	27-Jun	34.2	8.5
WB-Matlock (P)+	42.4	48.5			63.3	181.1	30-Jun	33.5	9.9
R WB-Quake (P)++	49.9*	50.0			63.1	181.9	1-Jul	32.8	8.8
R Yellowstone +	51.9*	61.0**	57.7**	57.7**	61.8	181.4	30-Jun	33.1	9.3
Average	45.9	50.9	48.2	47.3	62.7	180.6	30-Jun	32.9	9.1
LSD (0.05)	6.8	7.9	5.9	4.0	0.6	1.2		2.8	
C.V.	8.9	7.6	7.4	5.9	0.5	0.4		4.9	

** = indicates highest yielding variety within a column CL = CLEARFIELD wheat tolerant to imidazolinone (IMI) herbicides

* = indicates varieties yielding equal to highest yielding variety within a column based on Fisher's protected LSD (p=0.05)

R = Recommended Variety; (P) = Private Variety; + = Protected Variety; ++ = PVP Pending

^{1/} = Dwarf Smut Resistant; (HWW) = Hard White Winter Wheat

Table 7. HARD WINTER : District 5-- Conrad - Dryland

Cultivar/Line	Grain Yield (bushels/acre)				2011 Data				
	2011	2010-11	2009-11	2008-11	Test weight	Heading Date		Plant height	Protein
						Ordinal	Calendar		
		2 yr	3 yr	4 yr	lb/bu	from Jan1		in	%
Accipiter ++	95.2	99.5*	90.5*	82.8*	62.8	179.5	29-Jun	36.6	8.7
AP 503 CL2 (P, CL)+	82.4	83.3	81.8	73.2	63.7*	175.1	24-Jun	32.3	10.1
Art (P)+	102.8*	92.2			63.0	174.6	24-Jun	34.4	10.0
R Bearpaw ++	90.5	95.6	87.2		61.5	176.7	26-Jun	33.1	10.1
Boomer (P)+	89.0	94.8			61.5	179.1	28-Jun	35.7	9.2
Broadview	96.8	104.7*			62.1	178.1	27-Jun	35.0	9.8
R Bynum (P, CL)+	72.8	81.1	76.0	67.7	62.6	176.9	26-Jun	36.8	11.9
BZ9WM07-1516 (P)	79.9				62.2	173.6	23-Jun	29.1	11.0
R Carter (P)+	91.2	88.7	82.5	76.3	63.4*	177.5	27-Jun	33.6	10.1
R CDC Falcon (P)+	89.2	98.0*	93.5*	82.9*	61.9	178.5	28-Jun	33.6	9.7
Curlew ^{1/}	94.7	97.4*	92.7*		62.2	177.9	27-Jun	38.5	10.0
R Decade +	91.6	95.2	89.8*	81.4*	61.6	174.9	24-Jun	34.1	10.9
R Genou +	84.1	89.7	85.8	77.2	63.4*	178.5	28-Jun	38.7	10.5
R Hyalite (P, CL, HWW)+	86.0	93.0	85.2	76.1	62.0	174.8	24-Jun	37.5	9.5
R Jagalene (P)+	96.9	95.8	88.8	79.2	64.5**	176.1	25-Jun	35.4	9.9
Jerry	85.0	85.6	81.7	73.1	61.6	178.7	28-Jun	41.2	10.3
R Judee ++	97.4	96.7	89.0	80.9*	64.1*	175.4	24-Jun	35.2	9.2
R Ledger (P)+	89.4	92.8	86.9	76.7	62.4	176.2	25-Jun	34.2	9.8
McGill ++	101.5*				62.0	174.7	24-Jun	37.5	8.9
MT08146	103.9*				60.8	179.4	28-Jun	35.6	9.0
MT08172	99.7*				59.2	180.7	30-Jun	36.8	9.7
MT08189	100.8*				61.6	180.7	30-Jun	37.6	9.6
MT0866	100.2*	101.7*			63.8*	179.0	28-Jun	38.5	11.0
MT0871	105.4*	107.7*			61.0	179.0	28-Jun	37.2	9.3
MT0954	101.3*				62.1	178.9	28-Jun	38.4	9.3
MT0978	99.4*				61.7	179.7	29-Jun	36.6	10.3
MT0990	97.8				61.8	180.9	30-Jun	37.5	9.5
MTCL1003	78.8				60.2	178.2	27-Jun	38.5	10.4
MTCL1067	95.5				60.9	178.5	28-Jun	38.2	10.2
MTCL1068	95.6				61.1	178.8	28-Jun	38.5	9.6
MTS0808	94.2	98.7*			62.2	178.0	27-Jun	36.2	10.1
MTS0819	102.2*	108.1**			62.7	178.6	28-Jun	33.6	9.8
MTS0826	82.6	94.2			62.2	180.9	30-Jun	38.0	11.2
MTS0832	89.4	94.4			61.0	180.3	29-Jun	39.6	10.0
MTW08168	104.0*				61.0	182.7	2-Jul	40.2	10.3
Norris (P, CL)+	89.1	92.3	85.3	77.6	62.3	175.6	25-Jun	38.6	10.9
Overland +	99.0*	105.8*	96.3*		63.5*	176.5	26-Jun	38.0	10.0
Peregrine ++	85.2	89.3	87.5	77.8	62.5	178.8	28-Jun	42.5	10.6
Promontory ^{1/}	99.5*	101.2*	93.0*	81.8*	63.7*	179.0	28-Jun	36.1	9.3
R Pryor (P)+	102.1*	102.1*	95.9*	87.1**	63.5*	179.7	29-Jun	34.1	9.6
Radiant (P)	87.6	93.1	88.1		61.1	178.8	28-Jun	38.4	10.2
R Rampart	76.3	79.5	77.2	69.5	63.1	178.4	27-Jun	39.2	11.5
Robidoux ++	101.6*	100.9*	97.7**		63.8*	174.3	23-Jun	35.6	9.7
Settler CL (CL)+	101.6*	100.7*	93.9*		62.5	174.5	24-Jun	32.9	9.8
SY Wolf (P)++	109.7**				63.5*	176.6	26-Jun	33.9	10.3
Wahoo +	93.3	95.4	91.2*	82.6*	60.8	176.3	25-Jun	36.7	9.5
WB-Matlock (P)+	90.8	94.9			63.4*	179.3	28-Jun	39.8	11.0
R WB-Quake (P)++	87.1	91.2			62.9	179.8	29-Jun	35.1	9.5
R Yellowstone +	100.9*	104.9*	97.6*	86.8*	60.7	180.0	29-Jun	38.3	9.1
Average	93.7	95.5	88.6	78.4	62.2	177.9	27-Jun	36.6	10.0
LSD (0.05)	10.9	11.2	8.1	6.7	1.3	1.6		1.9	
C.V.	6.6	5.8	5.5	6.0	1.3	0.5		3.1	

** = indicates highest yielding variety within a column

CL = CLEARFIELD wheat tolerant to imidazolinone (IMI) herbicides

* = indicates varieties yielding equal to highest yielding variety within a column based on Fisher's protected LSD (p=0.05)

R = Recommended Variety; (P) = Private Variety; + = Protected Variety; ++ = PVP Pending

^{1/} = Dwarf Smut Resistant; (HWW) = Hard White Winter Wheat

Table 8. HARD WINTER : District 5-- Havre - Dryland

*** No harvest in 2011 due to uneven stands ***										
Cultivar/Line	Grain Yield (bushels/acre)				2010 and 2011 ^{2/} Data					
	2011	2010	2009-10	2008-10	Test weight	Heading Date		Plant height ^{2/}	Sawfly cutting ^{2/}	Protein
		1 yr	2 yr	3 yr	lb/bu	Ordinal ^{2/}	Calendar	in	%	%
Accipiter ++		73.6*	58.6	60.6	61.3	175.1	24-Jun	36.2	1	10.6
AP 503 CL2 (P, CL)+		74.7*	53.1	56.4	62.2	174.3	23-Jun	32.8	9	12.7
Art (P)+		81.1*			62.4	169.6	19-Jun	33.6	3	12.4
R Bearpaw ++		68.0	52.8		61.2	175.3	24-Jun	31.1	1	11.6
Boomer (P)+		69.8			59.8	174.9	24-Jun	36.6	3	12.0
Broadview		73.5*			61.7	173.3	22-Jun	33.5	5	11.4
R Bynum (P, CL)+		62.6	51.1	54.0	62.8*	174.5	24-Jun	34.9	6	13.0
BZ9WM07-1516 (P)						172.1	21-Jun	30.0	3	
R Carter (P)+		74.6*	56.2	59.1	62.6	173.8	23-Jun	30.1	3	11.5
R CDC Falcon (P)+		72.3*	56.5	60.5	61.2	173.5	23-Jun	36.7	2	11.1
Curlew ^{1/}		62.0	48.6		61.1	176.4	25-Jun	35.5	25	12.3
R Decade +		72.1	53.8	59.5	62.4	171.3	20-Jun	36.2	6	11.5
R Genou +		61.7	53.4	55.9	60.7	175.5	25-Jun	35.2	1	12.4
R Hyalite (P, CL, HWW)+		72.9*	54.8	58.2	63.0*	173.0	22-Jun	34.5	13	10.9
R Jagalene (P)+		77.8*	55.5	59.4	64.0**	172.5	22-Jun	32.2	11	11.6
Jerry		68.6	52.3	55.9	61.1	175.4	24-Jun	41.2	6	11.6
R Judee ++		72.4*	57.8	60.9	61.3	175.0	24-Jun	33.1	4	12.5
R Ledger (P)+		69.9	55.0	56.2	61.7	174.2	23-Jun	32.4	2	11.5
McGill ++						172.6	22-Jun	35.6	8	
MT08146						174.8	24-Jun	36.2	6	
MT08172						176.7	26-Jun	35.3	8	
MT08189						173.9	23-Jun	35.2	6	
MT0866		80.6*			63.0*	173.5	23-Jun	36.4	7	11.7
MT0871		76.8*			60.6	176.1	25-Jun	35.8	1	11.9
MT0954						174.4	23-Jun	36.4	6	
MT0978						176.5	26-Jun	34.2	2	
MT0990						174.9	24-Jun	38.1	1	
MTCL1003						176.9	26-Jun	33.1	2	
MTCL1067						175.4	24-Jun	35.6	10	
MTCL1068						175.8	25-Jun	36.4	14	
MTS0808		71.6			61.4	174.7	24-Jun	34.1	1	11.7
MTS0819		77.2*			61.5	175.0	24-Jun	34.0	1	11.9
MTS0826		63.5			61.5	177.1	26-Jun	35.3	2	10.6
MTS0832		70.2			61.0	177.4	26-Jun	34.3	1	11.2
MTW08168						177.8	27-Jun	37.7	6	
Norris (P, CL)+		65.7	52.1	56.4	60.3	171.4	20-Jun	36.1	14	12.6
Overland +		81.8**	61.6		63.4*	172.5	22-Jun	33.2	10	11.5
Peregrine ++		67.6	52.2	53.1	60.1	175.1	24-Jun	40.5	3	12.0
Promontory ^{1/}		78.3*	57.4	60.1	63.4*	175.2	24-Jun	34.2	26	11.0
R Pryor (P)+		73.5*	56.9	60.7	61.3	178.5	28-Jun	30.9	2	12.0
Radiant (P)		64.6	51.9		61.4	175.6	25-Jun	38.6	7	10.7
R Rampart		58.7	49.1	50.6	60.4	176.3	25-Jun	36.9	0	12.9
Robidoux ++		71.2	53.4		61.2	173.6	23-Jun	34.1	10	11.5
Settler CL (CL)+		79.6*	56.2		62.3	169.3	18-Jun	34.0	13	11.2
SY Wolf (P)++						173.7	23-Jun	33.1	6	
Wahoo +		74.6*	57.5	62.8	61.5	174.3	23-Jun	32.9	7	11.4
WB-Matlock (P)+		65.7			62.4	174.1	23-Jun	37.9	5	11.7
R WB-Quake (P)++		71.4			62.0	175.9	25-Jun	32.9	3	12.4
R Yellowstone +		73.3*	57.0	61.0	61.5	175.8	25-Jun	34.5	4	11.8
Average		70.9	54.6	58.0	61.8	174.6	24-Jun	34.9	5.9	11.8
LSD (0.05)		9.7	ns	ns	1.4	2.3		4.2	6.3	
C.V.		7.9	9.7	7.4	1.3	0.8		6.9	61.7	

** = indicates highest yielding variety within a column CL = CLEARFIELD wheat tolerant to imidazolinone (IMI) herbicides

* = indicates varieties yielding equal to highest yielding variety within a column based on Fisher's protected LSD (p=0.05)

R = Recommended Variety; (P) = Private Variety; + = Protected Variety; ++ = PVP Pending

^{1/} = Dwarf Smut Resistant; (HWW) = Hard White Winter Wheat

^{2/} = 2011 data

Table 9. HARD WINTER : District 6-- Sidney - Dryland

*** No harvest in 2009 due to severe winter-kill ***										
Cultivar/Line	Grain Yield (bushels/acre)				2011 Data					
					Test	Winter	Heading Date		Plant	Protein
	2011	2010-11	2009	2008//11	weight	survival	Ordinal	Calendar	height	
	2 yr		3 yr		lb/bu	%	from Jan1		in	%
Accipiter ++	58.3	64.3*		53.0*	59.0	73*	174.1	23-Jun	33.9	10.9
AP 503 CL2 (P, CL)+	41.7	44.2		34.8	59.5	41	171.7	21-Jun	29.6	11.9
Art (P)+	51.7	49.8			58.5	27	169.2	18-Jun	30.5	12.6
Bearpaw ++	54.6	52.0			58.5	59	172.2	21-Jun	32.6	11.1
Boomer (P)+	61.5	60.4			57.5	71*	173.4	22-Jun	33.9	11.0
Broadview	55.5	61.6			58.5	61	171.7	21-Jun	33.7	10.7
Bynum (P, CL)+	35.6	39.1		28.8	59.5	51	171.9	21-Jun	39.4	13.0
BZ9WM07-1516 (P)	51.1				58.5	44	171.0	20-Jun	29.4	12.1
R Carter (P)+	52.7	51.1		39.7	59.5	43	173.0	22-Jun	29.6	12.2
R CDC Falcon (P)+	56.9	58.9		49.1*	57.5	68	173.3	22-Jun	31.6	12.1
Curlew ^{1/}	54.5	52.2			58.5	51	174.0	23-Jun	35.5	11.1
R Decade +	65.0	62.6*		51.5*	60.0	75*	172.0	21-Jun	34.0	10.3
Genou +	43.5	46.2		36.1	57.5	54	173.3	22-Jun	39.2	12.8
Hyalite (P, CL, HWW)+	58.7	58.8		44.9	59.0	59	172.0	21-Jun	35.0	12.0
Jagalene (P)+	57.6	52.9		42.8	59.5	54	171.3	20-Jun	32.4	11.4
R Jerry	68.2	66.3*		55.4**	58.5	70	172.9	22-Jun	38.1	12.0
Judee ++	44.4	48.2		37.8	58.5	50	173.3	22-Jun	31.0	11.9
Ledger (P)+	44.2	45.8		35.9	59.0	45	172.5	22-Jun	30.1	11.5
McGill ++	56.5				58.0	85**	170.4	19-Jun	37.3	10.6
MT08146	63.5				57.0	63	173.7	23-Jun	33.9	11.3
MT08172	66.5				58.0	56	175.1	24-Jun	32.5	12.3
MT08189	60.4				58.0	45	174.3	23-Jun	34.5	12.0
MT0866	65.3	64.6*			61.0	61	173.1	22-Jun	37.9	12.0
MT0871	57.4	60.2			57.5	73*	173.4	22-Jun	35.7	12.1
MT0954	67.8				60.5	50	174.6	24-Jun	36.5	10.6
MT0978	68.2				59.0	67	174.4	23-Jun	32.4	12.2
MT0990	65.7				57.7	54	174.6	24-Jun	33.5	12.0
MTCL1003	48.4				58.5	39	173.2	22-Jun	37.5	12.7
MTCL1067	56.4				58.0	40	173.5	23-Jun	34.8	11.5
MTCL1068	56.2				57.5	40	173.9	23-Jun	33.8	12.0
MTS0808	59.5	57.3			58.5	65	172.7	22-Jun	31.1	12.0
MTS0819	49.6	54.4			58.5	44	174.0	23-Jun	31.3	12.2
MTS0826	52.3	54.1			59.5	58	175.3	24-Jun	36.3	12.0
MTS0832	56.4	53.2			59.0	65	174.2	23-Jun	36.5	11.1
MTW08168	64.2				60.0	43	175.8	25-Jun	35.4	10.6
Norris (P, CL)+	59.6	57.9		43.7	59.5	61	170.5	20-Jun	38.9	12.1
Overland +	77.9**	71.6**			59.5	62	169.9	19-Jun	36.9	10.9
Peregrine ++	56.1	56.1		47.8*	59.5	76*	173.1	22-Jun	43.5	10.7
Promontory ^{1/}	50.9	54.5		41.3	61.5	41	173.5	23-Jun	34.6	10.9
R Pryor (P)+	57.5	51.6		45.1	59.0	54	174.8	24-Jun	30.0	11.3
Radiant (P)	53.2	54.8			59.0	74*	173.4	22-Jun	36.7	11.5
Rampart	47.4	44.2		32.5	59.5	49	173.1	22-Jun	35.3	12.2
Robidoux ++	48.8	51.6			58.5	34	170.6	20-Jun	33.5	11.4
Settler CL (CL)+	53.0	53.0			59.5	39	170.5	20-Jun	32.7	11.7
SY Wolf (P)++	58.9				60.5	48	171.6	21-Jun	31.1	11.6
Wahoo +	56.4	63.0*		49.5*	56.5	58	170.0	19-Jun	36.3	11.8
WB-Matlock (P)+	72.8*	68.8*			59.5	79*	173.6	23-Jun	35.9	12.0
R WB-Quake (P)++	52.7	51.2			58.0	58	173.8	23-Jun	33.9	11.4
Yellowstone +	67.5	64.8*		51.2*	58.5	54	174.8	24-Jun	32.2	11.6
Average	56.8	55.6		43.2	58.8	55.7	172.9	22-Jun	34.3	11.7
LSD (0.05)	9.5	9.7		8.2		14.6	1.4		2.4	
C.V.	9.6	8.6		11.5		14.9	0.5		3.9	

** = indicates highest yielding variety within a column

CL = CLEARFIELD wheat tolerant to imidazolinone (IMI) herbicides

* = indicates varieties yielding equal to highest yielding variety within a column based on Fisher's protected LSD (p=0.05)

R = Recommended Variety; (P) = Private Variety; + = Protected Variety; ++ = PVP Pending

^{1/} = Dwarf Smut Resistant; (HWW) = Hard White Winter Wheat

Table 10. HARD WINTER : District 6-- Williston, North Dakota - Dryland

*** No harvest in 2010 due to severe winterkill ***										
Cultivar/Line	Grain Yield (bushels/acre)				2011 Data					
	2011	2010	2009//11	2008//11	Test weight	Heading Date		Plant height	1000 kernel wt	Protein
			2 yr	3 yr		lb/bu	from Jan1			
Accipiter ++	65.7*		55.5	51.4**	60.8	170.6	20-Jun	32.0	28.7	11.6
AP 503 CL2 (P, CL)+	58.4		48.8	36.2	62.5**	167.6	17-Jun	25.7	30.8	12.3
Art (P)+	56.3				62.2*	163.9	13-Jun	27.6	28.9	12.4
Bearpaw ++	65.4*		50.8		60.6	169.6	19-Jun	30.0	28.4	12.5
Boomer (P)+	67.7*				58.8	170.6	20-Jun	31.4	28.9	12.5
Broadview	66.6*				60.8	169.1	18-Jun	30.3	29.9	11.5
Bynum (P, CL)+	51.8		44.9	31.5	61.1	167.5	17-Jun	34.8	28.9	12.9
BZ9WM07-1516 (P)	60.4				60.1	165.1	14-Jun	26.7	28.4	13.3*
R Carter (P)+	59.2		52.3	42.0*	61.8*	168.8	18-Jun	27.0	28.1	11.6
R CDC Falcon (P)+	66.6*		57.5	51.3*	60.5	165.6	15-Jun	29.5	29.1	12.1
Curlew ^{1/}	61.6		51.2		60.0	167.6	17-Jun	30.0	30.6	12.8
R Decade +	69.2*		54.4	47.9*	61.1	167.6	17-Jun	32.7	30.1	13.9**
Genou +	53.4		47.6	36.0	60.8	168.5	18-Jun	34.8	30.2	12.6
Hyalite (P, CL, HWW)+	60.4		52.8	39.0	61.0	167.8	17-Jun	33.2	28.6	12.2
Jagalene (P)+	54.5		48.2	39.8	61.6*	167.1	16-Jun	29.0	32.7	11.7
R Jerry	54.6		51.8	47.3*	59.4	166.0	15-Jun	29.5	33.4	12.2
Judee ++	65.0*		52.4	38.1	60.7	168.6	18-Jun	31.8	30.9	13.0*
Ledger (P)+	56.2		50.5	37.1	61.0	167.7	17-Jun	27.7	32.3	12.1
McGill ++	63.3*				60.6	166.8	16-Jun	31.7	30.9	11.7
MT08146	65.4*				57.6	170.2	19-Jun	31.6	32.5	11.7
MT08172	63.1				58.8	170.9	20-Jun	32.5	34.1	12.4
MT08189	53.2				59.1	171.1	20-Jun	29.2	34.6*	12.0
MT0866	57.1				60.2	169.2	18-Jun	31.7	35.0*	11.8
MT0871	59.8				59.0	170.3	19-Jun	30.7	29.8	12.3
MT0954	67.5*				60.1	169.7	19-Jun	31.9	32.5	11.8
MT0978	66.7*				59.8	170.5	20-Jun	29.7	29.8	12.5
MT0990	65.3*				59.3	170.7	20-Jun	32.1	35.6**	11.9
MTCL1003	51.7				58.2	170.7	20-Jun	34.4	32.4	12.1
MTCL1067	64.7*				60.1	169.3	18-Jun	34.0	35.4*	11.7
MTCL1068	72.1*				58.6	169.0	18-Jun	36.2	33.3	11.8
MTS0808	55.6				59.7	170.3	19-Jun	27.2	29.2	13.5*
MTS0819	60.2				60.8	171.4	19-Jun	33.5	31.0	12.0
MTS0826	62.5				60.8	171.5	21-Jun	34.2	29.8	13.4*
MTS0832	73.1**				58.7	171.8	21-Jun	36.0	27.8	12.6
MTW08168	56.2				60.1	169.1	18-Jun	34.1	33.0	11.7
Norris (P, CL)+	55.2		52.4	44.5*	60.2	166.8	16-Jun	33.1	33.3	12.0
Overland +	64.5*		52.7		61.4*	170.1	19-Jun	42.2	33.7	12.3
Peregrine ++	59.8		54.1	47.9*	60.0	169.3	18-Jun	30.3	30.4	11.9
Promontory^{1/}	55.3		51.1	39.3	61.2	169.2	18-Jun	35.3	33.1	11.9
R Pryor (P)+	67.1*		55.1	44.6*	60.2	170.5	20-Jun	28.0	31.1	12.1
Radiant (P)	62.8		56.6		60.0	168.4	17-Jun	28.3	31.4	12.3
Rampart	65.7*		53.2	38.3	60.3	166.4	15-Jun	32.2	29.8	13.6*
Robidoux ++	65.1*		51.0		61.1	166.5	16-Jun	31.9	30.8	11.4
Settler CL (CL)+	70.0*		53.5		61.3	169.2	18-Jun	35.1	35.0*	12.0
SY Wolf (P)++	59.3				61.5*	168.1	17-Jun	28.5	30.2	11.9
Wahoo +	62.3		54.1	42.8*	59.0	171.4	20-Jun	36.4	31.9	11.3
WB-Matlock (P)+	55.2				61.7*	169.6	19-Jun	32.7	32.1	12.3
R WB-Quake (P)++	57.0				60.2	170.1	19-Jun	30.9	28.4	11.6
Yellowstone +	65.9*		58.4	47.8*	59.4	170.5	20-Jun	31.5	33.9	11.8
Average	61.5		52.4	42.2	60.3	168.9	18-Jun	31.6	31.2	12.2
LSD (0.05)	10.6		ns	11.2	1.2	1.6		2.9	1.4	1.0
C.V.	9.9		10.4	16.0	1.0	0.5		5.2	2.3	4.0

** = indicates highest yielding variety within a column

CL = CLEARFIELD wheat tolerant to imidazolinone (IMI) herbicides

* = indicates varieties yielding equal to highest yielding variety within a column based on Fisher's protected LSD (p=0.05)

R = Recommended Variety; (P) = Private Variety; + = Protected Variety; ++ = PVP Pending

^{1/} = Dwarf Smut Resistant; (HWW) = Hard White Winter Wheat

Table 11. 2004//2010 Intrastate Winter Wheat Test (Exp. 3501): Combined Locations Winter Survival and associated Yield (Locations: Williston (2004-2008), Sidney (2004-2006, 2008, 2010, 2011), Conrad and Moccasin in 2004 =13 locations

*** No recordable Winterkill in 2009 ***

location-years	Winter Survival (%)							Yield under Winterkill						
	2011	2010-11	2008-11	2007-11	2006-11	2005-11	2004-11	2011	2010-11	2008-11	2007-11	2006-11	2005-11	2004-11
	1	2	4	5	7	9	13	1	2	4	5	7	9	13
Accipiter ++	58.3	72.3*	65.6**					72.8*	64.3*	50.6*				
AP 503 CL2 (P, CL)+	41.7	42.2	27.6					40.9	44.2	28.8				
Art (P)+	51.7	31.8						26.9	49.8					
Bearpaw ++	54.6	53.1						58.9	52.0					
Boomer (P)+	61.5	63.9*						71.1*	60.4					
Broadview	55.5	66.3*						61.1	61.6					
Bynum (P, CL)+	35.6	42.9	24.8	26.8	30.3	32.2		50.6	39.1	22.8	28.1	29.9	35.9	
BZ9WM07-1516 (P)	51.1							43.7						
Carter (P)+	52.7	41.3	27.8	34.6	37.5	43.3		42.7	51.1	35.1	41.3	39.8	47.2	
CDC Falcon (P)+	56.9	67.2*	48.6	53.9*	56.5*	53.0*	60.0*	68.3	58.9	46.6*	52.2*	51.3*	63.2*	53.7*
Curlew ^{1/}	54.5	47.5						51.0	52.2					
Decade +	65.0	65.2*	53.0	57.8*				75.1*	62.6*	47.4*	53.4*			
Genou +	43.5	51.3	30.8	36.3	39.9	39.2	47.5	54.2	46.2	30.3	35.7	36.7	48.0	42.7
Hyalite (P, CL, HWW)+	58.7	57.1	39.5	43.2	46.5	44.6		58.9	58.8	36.6	42.2	42.6	53.4	
Jagalene (P)+	57.6	47.2	30.9	35.1	41.1	44.9	48.3	53.8	52.9	37.8	42.4	42.2	49.1	45.4
Jerry	68.2	69.7*	52.7	59.5**	61.8**	56.6**	63.8**	70.3	66.3*	51.1**	56.1**	54.6**	68.2**	56.9**
Judee ++	44.4	52.3	32.4					50.1	48.2	30.7				
Ledger (P)+	44.2	44.1	28.1	32.5	36.1	38.7	44.2	45.0	45.8	29.5	35.3	36.4	43.4	42.4
McGill ++	56.5							85.0**						
MT08146	63.5							62.8						
MT08172	66.5							56.0						
MT08189	60.4							44.7						
MT0866	65.3	53.3						60.5	64.6*					
MT0871	57.4	63.1						73.4*	60.2					
MT0954	67.8							49.8						
MT0978	68.2							67.3						
MT0990	65.7							54.1						
MTCL1003	48.4							38.5						
MTCL1067	56.4							40.4						
MTCL1068	56.2							40.1						
MTS0808	59.5	54.7						65.1	57.3					
MTS0819	49.6	48.8						43.6	54.4					
MTS0826	52.3	52.8						58.0	54.1					
MTS0832	56.4	65.7*						65.2	53.2					
MTW08168	64.2							43.2						
Norris (P, CL)+	59.6	57.0	37.3	41.2	46.0	46.2		60.9	57.9	40.0	45.1	44.6	52.7	
Overland +	77.9**	57.6						62.3	71.6**					
Peregrine ++	56.1	77.1**	54.5					76.0*	56.1	44.8*				
Promontory ^{1/}	50.9	42.4	28.6	31.8	37.5	41.7	42.2	41.1	54.5	35.0	40.1	40.6	42.4	44.4
Pryor (P)+	57.5	48.5	36.0	42.8	45.7	48.2	52.7	53.7	51.6	39.7	44.7	44.8	54.0	51.3
Radiant (P)	53.2	67.9*						74.0*	54.8					
Rampart	47.4	40.5	23.6	26.9	29.9	35.6	39.2	49.2	44.2	26.6	31.5	32.5	37.5	38.3
Robidoux ++	48.8	39.6						33.8	51.6					
Settler CL (CL)+	53.0	41.6						38.8	53.0					
SY Wolf (P)++	58.9							48.3						
Wahoo +	56.4	58.5	37.8	42.6	49.3	50.7	56.3	58.3	63.0*	42.2	47.8	48.1	56.7	51.5
WB-Matlock (P)+	72.8*	66.9*						79.0*	68.8*					
WB-Quake (P)++	52.7	54.0						57.9	51.2					
Yellowstone +	67.5	52.0	36.4	41.1	46.6	51.9	53.0	53.5	64.8*	45.1*	50.3	49.5	54.9	54.3*
Average	56.8	54.4	37.7	40.4	43.2	50.5	50.7	55.7	55.6	37.9	43.1	42.4	44.8	48.1
LSD (0.05)	9.5	13.8	10.8	7.6	6.0	5.9	4.8	14.6	9.7	7.4	5.7	4.6	3.8	3.8
C.V.	9.6	12.5	20.2	14.8	13.0	12.5	12.1	14.9	8.6	13.7	10.4	10.1	9.0	10.1

** = indicates highest yielding variety within a column

CL = CLEARFIELD wheat tolerant to imidazolinone (IMI) herbicides

* = indicates varieties yielding equal to highest yielding variety within a column based on Fisher's protected LSD (p=0.05)

(P) = Private Variety; + = Protected Variety; ++ = PVP Pending

^{1/} = Dwarf Smut Resistant; (HWW) = Hard White Winter Wheat

Table 13. Precipitation (top, in inches) and Average Monthly Temperature (bottom, °F) for Crop Year 2010-2011

Agricultural Research Center	Sept. 2010	Oct. 2010	Nov. 2010	Dec. 2010	Jan. 2011	Feb. 2011	Mar. 2011	Apr. 2011	May 2011	June 2011	July 2011	Aug 2011	Total Average
	Western Triangle, Conrad	1.54	0.19	0.49	0.43	0.08	0.51	0.32	1.47	3.83	5.36	0.57	0.44
	51.7	48.4	25.3	18.4	17.1	12.8	24.0	36.3	46.8	54.8	65.1	68.0	40.8
Northern, Havre	2.19	0.27	1.45	0.72	0.88	0.12	0.60	0.68	3.57	2.79	1.71	0.47	15.45
	55.6	49.0	26.6	11.3	14.1	12.6	23.7	41.6	51.1	59.3	68.9	70.2	40.3
Northwestern, Kalispell	1.71	0.74	2.77	1.69	2.43	1.61	0.87	2.25	3.20	4.48	0.99	0.24	22.98
	51.9	43.9	29.0	23.8	24.3	19.5	34.7	38.7	48.7	53.5	61.9	64.4	41.2
Central, Moccasin	1.93	0.44	1.61	0.67	0.32	0.59	0.61	2.36	7.35	4.23	0.82	0.71	21.64
	54.6	51.0	27.7	26.0	23.1	16.9	30.4	37.5	47.2	55.6	67.1	68.3	42.1
Southern, Huntley	0.99	0.51	1.29	0.73	0.17	0.71	0.56	2.30	7.59	1.39	2.46	0.65	19.35
	59.3	53.3	31.8	23.7	24.7	18.7	35.5	44.5	52.0	63.7	74.6	73.7	46.2
Northeastern, Sidney	0.95	0.84	1.66	1.21	2.26	0.59	1.29	2.92	5.97	1.51	2.84	0.69	22.73
	62.2	50.7	29.2	11.4	12.7	13.5	23.8	43.3	53.7	64.8	72.5	71.7	42.5
Williston, N. Dakota	0.97	1.22	0.84	0.50	0.53	0.22	0.38	2.19	6.46	2.39	1.43	0.93	18.06
	58.0	51.2	28.8	11.9	11.4	12.6	22.2	41.6	53.3	64.6	73.1	72.9	41.8
Post Farm, Bozeman	1.59	0.70	1.39	0.63	0.59	0.35	0.87	2.49	3.16	3.22	0.85	0.98	16.82
	57.2	49.8	28.0	22.3	24.9	21.6	36.2	39.1	48.7	57.5	66.7	68.0	43.3

Table 14. Selected agronomic characters, cereal quality evaluations and disease reactions of hard winter wheat varieties.

Variety	Agronomic Characters						Cereal Quality			Disease Reactions ^{8/}			
	Maturity ^{1/}	Chaff Color	Winter Survival ^{2/}	Straw Strength ^{3/}	Stem solid ^{4/}	Coleoptile length ^{5/}	Milling ^{6/}	Baking ^{6/}	PPO ^{7/}	Dwarf Smut	Stripe Rust	Stem Rust	Leaf Rust
Accipiter	M-L	White	5	MS		M	2	3	H	S	S	MR	R
AP 503 CL2	M	White	2	S		M	3	5	H	S	R	MR	S
Art	E	White	2	S		S	3	2	M	S	MR	MR	M
Bearpaw	M	White	2	M	21	M	4	3	H	S	S	R	S
Boomer	M	White	4	S		S	3	3	H	S	S	R	R
Broadview	M	White	5	S		S	3	3	H	S	S	R	R
Bynum	M	Brown	2	M	18	L	5	4	M	S	R	MS	S
Carter	M	White	3	S	13	S	4	5	M	S	S	MS	M
CDC Falcon	M	White	4	S	6	S	3	3	H	S	S	MR	R
Curlew	M	Brown	2	S		M	4	3	L	R	R	VS	S
Decade	M	White	4	S		M	3	4	H	S	S	R	MS
Genou	M	White	2	M	17	M	4	4	H	S	S	S	MR
Hyalite	E	White	3	S		S	3	3	L	S	VS	R	M
Jagalene	E	White	2	S		M	4	3	H	S	R	MR	MS
Jerry	M	White	5	M		M	3	3	H	S	S	R	R
Judee	M	White	2	S	20	M	3	4	H	S	R	S	S
Ledger	M	White	2	S	9	M	5	3	M-H	S	S	S	MS
McGill	E	White	3	S		-	-	-	-	S	S	R	-
Norris	E	White	3	S		M	3	3	M	S	S	S	MS
Overland	E	White	3	S		M	3	2	M	S	S	R	R
Peregrine	M-L	White	5	MS		M	3	3	M	S	R	MR	R
Promontory	M	Brown	2	MS		S	4	3	L	R	R	VS	S
Pryor	M	White	3	S		S	3	2	H	S	S	S	S
Radiant	M-L	White	4	S		S	3	3	H	S	R	VS	M
Rampart	M	Brown	2	MW	21	L	4	5	M	S	R	MR	S
Robidoux	E	White	2	S		S	3	3	H	S	MS	S	S
Settler CL	E	White	2	S		M	3	2	H	S	S	R	S
SY Wolf	M	White	3	S		-	-	-	-	S	R	R	-
Wahoo	E	White	4	S		S	2	2	H	S	VS	R	MS
WB-Matlock	M-L	White	3	S		S	3	3	M	S	S	R	M
WB-Quake	M-L	White	3	S	18	M	4	4	H	S	R	MR	MR
Yellowstone	M	White	4	S		S	3	4	M	S	R	S	MS

1/ VE = Very Early, E = Early, M = Medium, L = Late, VL = Very Late

2/ 5 = Best Winter survival (over several years at Sidney, Williston and Moccasin)

3/ W = Weak

5/ L = long

6/ 5 = Superior

7/ PPO = Polyphenol Oxidase

MW = Medium Weak

M = medium

4

(low is better for noodles)

M = Medium

S = short

3

L = low

MS = Medium Strong

- = no info.

2

M = medium

S = Strong

1 = Inferior

H = high

4/ scored 5-25, 25 = most solid

Combined Bozeman, Conrad, Havre, Moccasin, and Sidney data; 2010-2011

varieties with no number were not evaluated

8/ R = Resistant

MR = Moderately Resistant

M = Moderate

MS = Moderately Susceptible

S = Susceptible

VS = Very Susceptible

- = no information

Table 15. List of soft white winter wheat varieties.

Cultivar/ Line	Experimental Designation	Origin	Release Year	Pedigree
Public Varieties				
Eltan	WA7431	Washington	1990	Luke/8/(BR-70443-3, PI167822)/7/(Cltr13438, (Norin 10/Brevor, Sel. 14, Cltr13253)/6/(Sel. 53, Cltr12597, (Turkey Red/Florence// Fortyfold /Federation/4/Oro//Turkey Red/ Florence/3/Oro //Fortyfold/Federation, Sel. 27-15, Cltr12250) /5/Rio/Rex)
Finch	WA7853	Washington	2002	Dusty*2/3/(WA7164, VPM 1/Moisson 951// Yamhill/Hyslop)
Hubbard	ID86-10420A	Idaho	2000	Hill 81/Augusta
Lambert	ID85-153	ID, OR, WA	1994	Stephens/Sprague
Lewjain	WA6363	WA, OR, ID	1982	Luke/9/Super Helvia/8/Suweon 92/7/(Vogel 4, Cltr13645, (Oro//Turkey Red/Florence/3/3* Elgin, Elgin Sel. 19)/4/Elmar/5/Illinois No. 1/6/ Vogel 1813)
MacVicar	ORFW75336	Oregon	1992	Yamhill/McDermid//Triticum spelta var. Alba /3/Suweon 92/Roedel/6/(Warrior//Atlas 66/ Comanche/3/Comanche/Ottawa, NE68513) /4/Hyslop/5/Backa
Masami	WA7916	Washington, Idaho	2004	MacVicar/3/(PI561031, WA7625, VPM/Moisson 951//2*Hill 81)
Rod	WA7662	Washington	1992	Luke/Daws//Hill 81
Simon	ID91-34302A	Idaho	2003	Haven/Lambert//Madsen
Stephens	OR 65-116	Oregon	1977	Nord Deprez/7/(Sel. 101, Cltr13438, (Norin 10 /Brevor, Sel. 14, Cltr13253)/6/(Sel. 53, (Turkey Red/Florence// Fortyfold/Federation/4/ Oro//Turkey Red/Florence/3/ Oro//Fortyfold/ Federation, Sel. 27-15, Cltr12250)/5/ Rio/Rex)
Xerpha	WA7937	Washington	2007	Eltan/Estica

Private Varieties

MAC-1	PB1-85-WW-1	Plant Breeders 1, Inc., Moscow, ID	1992	selection from a bulk of Daws/ CIMMYT/Pacific Northwest wheats
Mohler	BU6W93-477, WPB00477	Western Plant Breeders, Bozeman, MT	2002	Stephens/Madsen

Table 16. SOFT WHITE WINTER WHEAT: District 2 -- Bozeman - Dryland (Moderate Rainfall)

Cultivar/Line	Grain Yield (bushels/acre)					2011 Data						
	2011	2 yr	3 yr	4 yr	2006/2011	Test weight	Stand 6-May	Heading Date	Plant height	Stripe rust	Protein	
		2009/2011	2007/2011	2006/2011	2006/2011	lb/bu	%	Julian Calendar	height	rust	%	
R Eitan	94.8*	109.7	114.6	110.7**		57.5	93.3	185.3	4-Jul	36.4	15.0*	12.6
Finch	102.1*	110.8	109.4	104.6*		58.2	90.0	187.0	6-Jul	35.4	21.7*	12.0
Hubbard +	89.6	105.6	106.8	101.6*		59.0	96.7	185.3	4-Jul	40.9	31.7	11.8
Lambert	83.2	97.0	101.3	99.0*		56.0	83.3	183.3	2-Jul	36.9	23.3*	12.8
Lewjain	92.8	101.4	107.7	106.3*		56.7	96.7	187.3	5-Jul	39.1	11.7*	12.9
MAC-1 (P)+	105.7*	107.8	113.9	108.7*		60.1*	96.7	182.3	1-Jul	38.1	10.0*	12.1
MacVicar	52.5	79.7	89.6	87.7		55.8	51.7	184.7	4-Jul	30.6	45.0	12.0
Masami +	66.2	91.9	98.3	95.1		56.7	93.3	187.0	6-Jul	36.6	43.3	13.0
Mohler (P)+	89.1	99.3				59.2*	81.7	183.3	2-Jul	35.8	1.7**	12.7
Rod	58.7	85.8	95.4	93.2		53.2	81.7	186.7	6-Jul	32.4	51.7	13.4
Simon +	95.6*	108.1	113.3	108.8*		56.8	93.3	183.3	2-Jul	35.8	13.3*	12.8
Stephens	80.4	87.9				56.6	78.3	181.7	1-Jul	31.6	25.0*	12.6
Xerpha	88.2	105.8	111.6			57.2	91.7	185.0	4-Jul	34.4	38.3	12.1
Yellowstone (HRW)	112.7**					60.6**	100.0	182.7	2-Jul	36.5	8.3*	12.6
Average	86.5	99.3	105.6	101.6		57.4	87.7	184.6	4-Jul	35.8	24.3	12.5
LSD (0.05)	19.8	ns	ns	13.0		1.5	17.8	1.4		2.9	26.9	
C.V.	13.6	11.3	9.4	8.8		1.6	12.1	0.4		4.9	66.0	

** = indicates highest yielding variety within a column

* = indicates varieties yielding equal to highest yielding variety within a column based on Fisher's protected LSD (p=0.05)

R = Recommended Variety; (P) = Private Variety; + = Protected Variety; ++ = PVP Pending

Table 17. Selected agronomic characters and disease reactions of soft white winter wheats.

Variety	Agronomic Characters			Diseases ^{3/}			
	Maturity ^{1/}	Winter Survival ^{2/}	Lodging ^{3/}	Dwarf Smut	Snow Mold	Stem Rust	Stripe Rust
Eltan	L	2	MS	MR	MR	MS	R
Finch	M-L	2	MR	-	-	S	R
Hubbard +	M	2	MR	S	-	-	MR
Lambert	E-M	1	M	S	MS	-	R
Lewjain	L	1	M	MR	MS	MS	R
MAC-1 (P) +	E-M	2	MR	-	-	-	R
MacVicar	E-M	1	MR	S	S	MS	MR
Masami +	M-L	-	-	-	-	-	MR
Mohler (P)+	E-M	-	-	-	-	-	R
Rod	M-L	1	MR	S	S	MS	MS
Simon +	E	2	MR	-	-	-	R
Stephens	M	1	R	S	S	MS	R
Xerpha	M-L	-	-	-	-	-	R

(P) = Private Variety; + = Protected Variety; ++ = PVP Pending

1/ E = Early; M = Medium, L = Late

2/ 5 = Best Winter survival (over several years at Moccasin)

3/ VR = Very Resistant

R = Resistant

MR = Moderately Resistant

M = Moderate

MS = Moderately Susceptible

S = Susceptible

- = no information

Additional Descriptive Information for Winter Wheat Varieties

Hard Winter Wheat

New for the 2012 Bulletin:

McGill – hard red winter wheat developed by Nebraska in 2010. McGill is an early maturing, medium statured wheat with white glumes. McGill has above average yield, average test weight, and below average protein. Winter-hardiness was above average in 2011 at Sidney. McGill is susceptible to stripe rust, but resistant to stem rust. PVP, Title V is pending (Certificate #201100399).

SY-Wolf – hard red winter wheat developed by Syngenta (AgriPro) Seeds in 2010. SY-Wolf is a medium maturing, short statured wheat with white glumes. SY-Wolf has above average yield and test weight and average protein. Winter-hardiness was average in 2011 at Sidney. SY-Wolf is moderately susceptible to moderately resistant (MS/MR) to stripe rust, but resistant to stem rust. PVP, Title V is pending (Certificate #201100390).

WB-Quake – hard red winter wheat developed by WestBred (Monsanto) in 2011. WB-Quake is a medium to late maturing, medium statured solid-stemmed wheat, with white chaff. WB-Quake has above average yield, average test weight and protein with average winter hardiness. WB-Quake is resistant to stripe rust and moderately resistant to stem rust. WB-Quake is a high PPO variety with above average milling and baking properties. PVP, Title V is pending (Certificate #201100471).

Varieties previously in bulletin:

Accipiter – hard red winter wheat developed by the Crop Development Center, Saskatoon, Saskatchewan and registered in 2008. Accipiter is a medium to late maturing average height wheat with white chaff. Accipiter has above average yield, below average test weight and protein, and excellent winter hardiness. Accipiter is susceptible to stripe rust and moderately resistant to stem rust. Accipiter has below average milling and average baking quality. PVP, Title V is pending (Certificate #201100370).

AP503 CL2 – a 2-gene CLEARFIELD hard red winter wheat released by AgriPro in 2007. AP503 CL2 is a medium maturing short wheat with white chaff. AP503 CL2 has below average yield, above average test weight, average protein, and below average winter hardiness. AP503 CL2 appears

resistant to stripe rust and moderately resistant to stem rust. AP503 CL2 has average milling and above average baking quality. PVP, Title V has been issued (Certificate #200800322). Additionally, the CLEARFIELD gene is patented.

Art – hard red winter wheat developed by Syngenta (AgriPro) Seeds in 2007. Art is an early maturing, short statured wheat, with white chaff. Art has average yield, above average test weight and protein, and below average winter hardiness. Art is moderately resistant to stripe and stem rust. Art has average milling and below average baking quality. PVP, Title V has been issued (Certificate #200700349).

Bearpaw – hard red winter wheat developed by the Montana Agricultural Experiment Station in 2011. Bearpaw is a white-glumed, solid-stem, semi-dwarf (*Rht1*) wheat with medium maturity. Bearpaw has average yield, test weight, and protein, and below average winter hardiness. Bearpaw is resistant to prevalent races of stem rust but susceptible to stripe and leaf rust. Stem-solidness of Bearpaw is most similar to Rampart. Bearpaw is a high PPO variety with above average milling and average baking properties. PVP, Title V will be applied for.

Boomer – hard red winter wheat developed by WestBred (Monsanto) in 2009. Boomer is a medium maturing, medium statured wheat, with white chaff. Boomer has average yield and protein, below average test weight, and above average winter hardiness. Boomer is susceptible to stripe rust and resistant to stem rust. Boomer has average mill and bake properties. PVP, Title V has been issued (Certificate #201100050).

Broadview – hard red winter wheat developed by the Lethbridge, Alberta winter wheat breeding program in 2009. Broadview is a medium maturing, medium statured wheat, with white chaff. Broadview has above average yield, average test weight and protein, and excellent winter hardiness. Broadview is susceptible to stripe rust and resistant to stem rust. Broadview is a high PPO variety with average milling and baking properties.

Bynum – a CLEARFIELD (CL) wheat with imidazolinone tolerance, developed by the Montana Agricultural Experiment Station in 2005 and licensed to WestBred LLC. Bynum is a solid stem “Rampart-type” CLEARFIELD hard red winter cultivar similar in most characteristics to Rampart.

It is lower yielding than Norris and similar in yield to MT1159CL. Bynum has a solid stem, high grain protein, and excellent bread baking quality. Bynum is resistant to stripe rust and has some resistance to stem rust. PVP, Title V has been issued (Certificate #200600285). Additionally, the CLEARFIELD gene is patented.

Carter – a semi-solid stem hard red winter wheat released by WestBred LLC in 2007. Carter is a medium maturity semidwarf wheat. It has average yield, test weight, and winterhardiness and good protein. Carter is moderately susceptible to stem rust and susceptible to stripe rust. Carter has above average milling and baking quality. PVP, Title V has been issued (Certificate #200800383).

CDC Falcon – hard red winter wheat developed by the Crop Development Center, Saskatoon, Saskatchewan and registered in 1998. Licensed to WestBred LLC. Superior stem and leaf rust resistance over all current winter wheat varieties in western Canada. High yield, good winter-hardiness, semidwarf, short strong straw, especially good for direct seeding and straight cut harvest. CDC Falcon is moderately resistant to stem rust and susceptible to stripe rust. It is rated as having acceptable milling and baking quality. CDC Falcon is protected under the Plant Variety Protection Act, but not the Title V option (Certificate #200800322).

Curlew – hard red winter wheat released by Utah in 2009. Curlew is an early to medium maturing tall wheat with brown chaff. In the initial year of testing in Montana, Curlew had above average yield and test weight and average protein. Curlew appears resistant to stripe rust but very susceptible to stem rust. Curlew is resistant to dwarf bunt. Curlew has above average milling and average baking properties. It is a low PPO variety.

Decade – hard red winter wheat developed by the Montana Agricultural Experiment Station and released jointly with North Dakota (pending at publication) in 2010. Decade is an early to medium maturing reduced height wheat with white chaff. Decade is a high yielding wheat with good winter hardiness and medium to high test weight and protein. Decade is resistant to prevalent races of stem and stripe rust. Decade has excellent milling and baking quality. Seed available fall 2010. PVP, Title V has been issued (Certificate #201100096).

Genou – a solid-stem hard red winter wheat with improved yield potential and cold tolerance relative to Rampart. Stem solidness is relatively good, although not as good as Rampart. Test weight, maturity, plant height, grain protein, and end-use

qualities are similar to those of Rampart and Vanguard. Genou is susceptible to both stem and stripe rust. Foundation seed was made available in fall of 2004. Genou (French for knee) is named after a school house in The Knees area of Chouteau County. PVP with Title V option has been issued (Certificate #200500334).

Hyalite – a CLEARFIELD (CL) wheat with imidazolinone tolerance, developed by the Montana Agricultural Experiment Station in 2005 and licensed to WestBred LLC. Hyalite is a good yielding hard **white** winter CLEARFIELD cultivar. Hyalite is significantly higher in yield than other CLEARFIELD checks, similar in yield to Neeley, and better yielding than NuSky and NuWest. Hyalite has average test weight, good crop tolerance to herbicide, and is relatively early in heading compared to Montana varieties. Hyalite is resistant to stem rust and very susceptible to stripe rust. Grain protein of Hyalite is above average and milling and baking characteristics are acceptable. It has low PPO and could be used as a dual-purpose (bread and noodles) variety. PVP, Title V has been issued (Certificate #200600291). Additionally, the CLEARFIELD gene is patented.

Jagalene – Developed from the cross “Abilene/Jagger” and released by AgriPro in 2003. Jagalene is a hollow-stemmed hard red winter variety. It has been tested in Montana Intrastate Trials and Off-Station trials during the 2003 through 2005 seasons. It has exhibited consistently high yields in Crop Reporting Districts 1 through 5. Jagalene has excellent test weight ranking higher than all checks. It is a semi-dwarf with height shorter than all checks except CDC Falcon. Lodging resistance is very good. It has early heading, nearly 6 days earlier than Neeley and earlier than all checks. Winterhardiness levels would be considered average to below average. It has excellent general disease resistance, including the entire soil virus complex, stem rust, stripe rust, tan spot and septoria. Protein is average compared to the checks. Jagalene has excellent milling and very good baking characteristics. This variety is protected under the Plant Variety (Certificate #200200160) Protection Act and can only be sold or advertised by variety name as a class of certified seed.

Jerry – hard red winter wheat released by North Dakota State University in 2001. It is white-chaffed and awned and similar in maturity to Roughrider. Jerry has good winter hardiness and is a top yielder in areas where winterkill can occur. Jerry has average test weight and protein under Montana conditions. It has good resistance to prevalent

races of stem and leaf rust, but is susceptible to stripe rust. Mixing properties and baking performance are equal to Roughrider.

Judee – hard red winter wheat developed by the Montana Agricultural Experiment Station in 2011. Judee is a white-glumed, solid-stem, semi-dwarf (*Rht1*) wheat with medium maturity. Judee has average yield, test weight, and protein, and below average winter hardiness. Judee is susceptible to prevalent races of stem and leaf rust but resistant to stripe rust. Stem-solidness of Judee is most similar to Genou. Judee is a high PPO variety with average mill and above average bake properties. PVP, Title V will be applied for.

Ledger – hard red winter wheat developed by WestBred LLC and released in 2004. Ledger is an early maturing wheat, semidwarf wheat with average winter hardiness. The Montana Intrastate Winter Wheat Program testing shows this variety to be of average yield and protein with above average test weight. Ledger is susceptible to stripe rust and stem rust. Milling and baking characteristics are acceptable. Ledger is protected under the Plant Variety Protection Act, but not the Title V option (Certificate #200600063).

Norris - a CLEARFIELD (CL) wheat with imidazolinone tolerance, developed by the Montana Agricultural Experiment Station in 2005 and licensed to WestBred LLC. Norris is a high yielding hard red winter CLEARFIELD cultivar that could replace MT1159CL once seed becomes available. Norris is significantly higher in yield than other CLEARFIELD checks and similar in yield to Neeley. Norris has high test weight, good crop tolerance to herbicide, and is relatively early in heading compared to Montana varieties. Grain protein of Norris is relatively low, but milling and baking characteristics are acceptable. Norris is susceptible to both stem and stripe rust. PVP, Title V has been issued (Certificate #200600286). Additionally, the CLEARFIELD gene is patented.

Overland – hard red winter wheat developed in Nebraska and released jointly with South Dakota in 2007. Overland is an early maturing average height wheat with white chaff. In the initial year of testing in Montana, Overland had average yield, test weight, and protein. Overland is resistant to stem rust and susceptible to stripe rust. Overland has average milling and below average baking quality. PVP, Title V has been issued (Certificate #200700333).

Peregrine – hard red winter wheat developed by the Crop Development Center, Saskatoon, Saskatchewan and registered in 2008. Peregrine is a medium to late maturing tall wheat with white chaff. Peregrine has average yield, above average test weight, below average protein, and good winter hardiness. Peregrine appears resistant to stripe rust and moderately resistant to stem rust. Peregrine has average milling and baking quality. PVP, Title V is pending (Certificate #201100371).

Promontory – Released by the Utah Agricultural Experiment Station in 1991. It is a hard red winter wheat of medium height with awns and bronze chaff. Promontory is a high yielding line with excellent test weight. It has poor winterhardiness. Promontory is resistant to dwarf bunt and stripe rust and susceptible to stem rust. Promontory has average milling and above average baking characteristics. It has low PPO and could be used as a dual-purpose (bread and noodles) variety.

Pryor – hard red winter wheat released by Western Plant Breeders in 2002. Pryor is a white chaffed, awned variety with short stature and medium winter hardiness. Pryor is a high yielding variety with average test weight and below average protein. It is susceptible to stem rust and stripe rust and moderately resistant to leaf spot complex. Pryor has average milling and below average baking characteristics. This variety is protected under the Plant Variety Protection Act without the Title V option (Certificate #200400072).

Radiant – hard red winter wheat released by Alberta in 2002 and marketed by Meridian Seeds. Radiant is a medium to late maturing, medium tall wheat with white chaff. Radiant has good winter hardiness in North Dakota tests. In the initial year of testing in Montana, Radiant had average yield, average test weight, and below average protein. Radiant appears resistant to stripe rust and very susceptible to stem rust. Radiant has average milling and baking quality.

Rampart – Released by the Montana Agricultural Experiment Station in 1996. It is an awned, red chaffed, solid-stemmed hard red winter wheat variety. The kernel is long with a sloping back and a heavy brush. The cheeks are rounded to angular with an open crease. Rampart is resistant to the wheat stem sawfly. It is moderately resistant to prevalent races of stem rust. Rampart is resistant to stripe rust. It is susceptible to leaf rust, dwarf smut and the Russian wheat aphid. Rampart has excellent milling and baking properties and is a sister line to Vanguard.

Robidoux – hard red winter wheat developed by Nebraska in 2010. Robidoux is an early maturing, medium statured wheat, with white chaff. Robidoux has above average yield, average test weight, and below average protein, and winter hardiness. Robidoux is moderately susceptible to stripe rust and susceptible to stem rust. Robidoux is a high PPO variety with average mill and bake qualities. PVP, Title V is pending (Certificate #201100398).

Settler CL – a single gene CLEARFIELD (CL) hard red winter wheat developed in Nebraska and released jointly with South Dakota and Wyoming in 2008. Settler CL is an early maturing reduced height wheat with white chaff. In the initial year of testing in Montana, Settler CL had average yield, test weight, and protein. Settler is susceptible to stripe rust and resistant to stem rust. Settler CL has average milling and below average baking quality. PVP, Title V has been issued (Certificate #200900104). Additionally, the CLEARFIELD gene is patented.

Wahoo – hard red winter wheat released jointly by Nebraska and Wyoming in 2000. Wahoo is a semidwarf, early maturing white chaffed variety. It has above average yield, below average test weight, and average protein under Montana conditions. Wahoo is resistant to stem rust and leaf rust, but susceptible to stripe rust, wheat streak, and barley yellow dwarf viruses. Milling and baking characteristics are below average. This variety is protected under the Plant Variety Protection Act and can only be sold or advertised by variety name as a class of certified seed (Certificate #200100237).

WB-Matlock – hard red winter wheat developed by WestBred (Monsanto) in 2010. WB-Matlock is a medium to late maturing, medium tall statured wheat, with white chaff. WB-Matlock has average yield, above average test weight and protein, and average winter hardiness. WB-Matlock is susceptible to stripe rust, but resistant to stem rust. WB-Matlock is a high PPO variety with average mill and bake qualities. PVP, Title V has been issued (Certificate #201100362).

Yellowstone – hard red winter wheat developed by the Montana Agricultural Experiment Station and released to seed growers in 2005. Yellowstone is a very high yielding winter hardy variety with medium test weight, maturity, height, and grain protein. Yellowstone has excellent baking and good Asian noodle quality. It is moderately resistant to TCK smut and resistant to stripe rust, but susceptible to stem rust. Yellowstone potentially could occupy acreage currently planted to Neeley, Tiber CDC

Falcon, Paul, Promontory, and Morgan. PVP, Title V has been issued (Certificate #200600284).

Soft White Winter Wheat

Eltan – Developed cooperatively by USDA-ARS and the Washington Agricultural Experiment Station and released jointly by the Washington, Oregon and Idaho AES in 1990. Eltan is a semidwarf, soft white winter wheat. The spike is awned and white chaffed. It is resistant to dwarf bunt (TCK), snow mold and common bunt. Eltan is moderately susceptible to prevalent races of stripe rust, but susceptible to stem rust and leaf rust.

Finch – Developed by the Washington AES and released in 2002. Finch is an awned, white chaffed medium-late maturing soft white winter wheat. It has resistance to strawbreaker foot rot, stripe rust and powdery mildew. Yield potential similar to Eltan, test weight better than Eltan in limited Montana testing.

Hubbard – Tall semidwarf with good straw strength developed by the Idaho AES and released in 2000. Good resistance to stripe rust; susceptible to cephalosporium stripe, strawbreaker foot rot, Septoria tritici blotch, common bunt and dwarf bunt. Yield potential and test weight better than Eltan in limited Montana testing. This variety is protected under the Plant Variety Protection Act and can only be sold or advertised by variety name as a class of certified seed (Certificate #200300007).

Lambert – Developed by the Idaho AES and jointly released in 1995 by the Idaho, Oregon and Washington Agricultural Experiment Stations. Lambert is an awned, semidwarf, soft white winter wheat, The kernels are soft, white and ovate, with a mid-deep crease and a mid-sized germ. It is resistant to stripe rust, more tolerant than Stephens to both Cephalosporium stripe and snow mold. Lambert is susceptible to strawbreaker foot rot and dwarf bunt. Lambert's quality characteristics have been accepted by industry.

Lewjain – developed and jointly released by the Washington AES and the USDA-ARS in 1982. It is a semidwarf, soft white winter wheat. It is white chaffed, awned, with a common head type. Lewjain is resistant to some races of common smut and dwarf smut. In the adult stage it is resistant to stripe rust and moderately resistant to *Cephalosporium gramineum*. It is susceptible to leaf rust, stem rust, flag smut and foot rot.

MAC-1 – soft white winter developed by Plant Breeders 1, Moscow, ID in 1992. Currently licensed to Lake Seeds in Ronan, MT. Above average yield and test weight in first year of testing at Bozeman and Kalispell. High protein for soft white winter wheat. This variety is protected under the Plant Variety Protection Act and can only be sold or advertised by variety name as a class of certified seed (Certificate #9100217).

MacVicar – Jointly released in 1980 by the Washington AES and the USDA-ARS. The spike is awned, white chaffed, fusiform and lax. Kernels are white, mid-long, ovate to elliptical, the crease is narrow and shallow. The brush is mid-long and cheeks are rounded. The glumes are glabrous, mid-long, mid-wide with narrow acuminate beaks and shoulders are wanting.

Masami - developed by Washington State University and released, jointly with Idaho, in 2004. Masami is an awned, white-chaffed semidwarf soft white winter wheat. It is targeted to replace Eltan and Madsen in all precipitation zones of eastern Washington as it consistently produces higher grain yields, especially in those areas where foot rot is a problem for Eltan and cold hardiness is a problem for Madsen. When compared to Eltan, Madsen, and Rod, extensive data indicate that Masami is equal or superior in grain yield, cold-hardiness, end-use quality, and resistance to stripe rust and foot rot. PVP has been applied for without Title V option (Certificate #200600244).

Mohler – soft white winter wheat developed by WestBred and released in 2002. Mohler is an early to medium maturing average height wheat with white chaff. In the initial year of testing in Montana, Mohler had below average yield, below average test weight, and average protein. Overland appears resistant to stripe rust. PVP, Title V has been issued (Certificate #200400304).

Rod – Developed by Washington State University in cooperation with USDA-ARS. Released jointly by the Washington, Oregon and Idaho AES. Rod has some winter-hardiness (similar to Stephens), moderately weak straw and medium-late heading. Resistant to local races of stripe rust and common bunt, but susceptible to dwarf bunt, stem rust, leaf rust and snow mold.

Simon – Early maturing semidwarf developed by the Idaho AES and released in 2003. Yield potential similar to Eltan, test weight better than Eltan in limited Montana testing This variety is protected under the Plant Variety Protection Act and can only

be sold or advertised by variety name as a class of certified seed (Certificate #200500001).

Xerpha – soft white winter wheat released by Washington in 2007. Xerpha is a medium to late maturing, white chaffed semidwarf wheat. Xerpha had above average yield, above average test weight, and average protein. Xerpha appears resistant to stripe rust. PVP, Title V has been issued (Certificate #200900289).

Plant Variety Protection

The Plant Variety Act, signed into law in 1970, offers legal protection to developers of new varieties of plants which reproduce sexually – that is, through seeds. The law provides for a Plant Variety Protection Office in the U.S. Department of Agriculture. The office receives and processes applications and when “novelty” is established, issues a certificate granting protection rights specified by the applicant.

The owner (or developer) holding a “certificate of protection” has complete control over the variety for 20 years. The law provides two types of protection:

1. Without Seed Certification

The owner of the protected variety may exclude others from reproducing the variety, selling it, offering it for sale, importing or exporting it, or use it in the commercial production of a hybrid or a different variety without permission. In this sense, the owner of a protected variety may bring civil damage action against anyone who infringes upon his rights.

2. Certified Seed Option

The owner may specify that the seed of his variety “...be sold or advertised only as a class of Certified Seed”. Production and sale of such seed by variety name, when not certified, constitute a violation of the Federal Seed Act. This means of protection may be used extensively for publicly as well as privately developed varieties.

Amendments to the Plant Variety Protection Act (PVPA) have passed both houses of Congress and been signed into law by the President. These amendments went into effect in 1995. The farmers exemption has been changed for new varieties. Seed for varieties issued a certificate after April 4, 1995, may only be purchased from the owner or his agent. A farmer can only save seed of these

varieties for use on his own farm and cannot sell seed of the protected variety to his neighbor.

A variety protected under the certification option does not permit a farmer producing seed to sell or offer for sale or advertise by variety name unless it is certified. Sale of such seed by variety name as uncertified seed will constitute a violation of the Federal Seed Act. Interstate movement of seed is subject to inspection by Federal Seed Control officials. Seed within the state is subject to inspection by State Department of Agriculture inspectors.

Owners of protected varieties will give public notice that their variety is protected by affixing to the label or container the words: "Unauthorized Propagation Prohibited" or the words, "Unauthorized Seed Multiplication Prohibited". Producers must check the label (tag) or the container for the above wording.

Publication reviewed and/or data supplied by the following Montana and North Dakota research staff:

Mr. Jim Berg, Research Associate, Plant Sciences and Plant Pathology Department, Montana State University, Bozeman, Montana.

Dr. Phil Bruckner, Professor, Winter Wheat Breeding, Plant Sciences and Plant Pathology Department, Montana State University, Bozeman, Montana.

Mr. Gordon T. Bradbury, Agricultural Research Specialist,, Williston Research and Extension Center, North Dakota State University, Williston, ND

Mr. Gregg Carlson, Superintendent and Associate Professor of Agronomy, Northern Agricultural Research Center, Havre, Montana.

Dr. Alan Dyer, Assistant Professor, Plant Sciences and Plant Pathology Department, Montana State University, Bozeman, Montana.

Dr. Joyce Eckhoff, Associate Professor of Agronomy, Eastern Agricultural Research Center, Sidney, Montana.

Dr. Bill Grey, Adjunct Assistant Professor and Montana Foundation Seed Stocks Manager, Plant Sciences and Plant Pathology Department, Montana State University, Bozeman, Montana.

Dr. Ken Kephart, Superintendent and Associate Professor of Agronomy, Southern Agricultural Research Center, Huntley, Montana

Ms. Peggy Lamb, Research Associate, , Northern Agricultural Research Center, Havre, Montana.

Mr. Ron Larson, Manager, Montana Seed Growers Association, Montana State University, Bozeman, Montana.

Mr. John Miller, Research Associate, Western Triangle Research Center, Conrad, Montana.

Ms. Deanna Nash, Cereal Quality Laboratory Manager, Plant Sciences and Plant Pathology Department, Montana State University, Bozeman, Montana.

Ms. Gigi Opeña, Research Associate, Southern Agricultural Research Center, Huntley, Montana

Dr. Robert Stougaard, Superintendent and Professor of Weed Science, Northwestern Agricultural Research Center, Kalispell, Montana.

Mr. Dave Wichman, Superintendent and Associate Professor of Agronomy, Central Agricultural Research Center, Moccasin, Montana.

Note: Information in this article is available on the web at:

<http://plantsciences.montana.edu/crops>